

FUJITSU

FUJITSU AMERICA
COMPUTER PRODUCTS GROUP
3055 ORCHARD DRIVE
SAN JOSE, CA 95134-2022
(800) 626-4686
TELEX: 176207
TWX: 910-338-2193
FAX: (408) 432-1318

**FUJITSU
AMERICA**

**COMPUTER
PRODUCTS
REFERENCE
GUIDE**

1 9 9 0

R **SQUARED**

11211 E. Arapahoe Road #200
Englewood, CO 80112
303-799-9292 OR
800-777-3478

Fujitsu has taken a look ahead at technology for business. We're working towards a goal of complete customer satisfaction. In the 1990s this means working with our OEM partners to develop products that meet the application-specific needs of end users. It also means a strong presence in distribution and closer relationships with VARs and VADs that serve a variety of markets.

We set the standards in the OEM arena with reliability and innovation. Those qualities remain our signature. In every marketplace our technological innovations show the way: the fastest 8-inch drives, high capacity 5.25-inch drives, a superior 3480 tape drive, exceptionally fast 24-wire dot matrix printers and whole families of innovative laser printers.

In our vision, customer satisfaction is achieved by combining the best of Japan and America. This vision drives our Intellistor R&D facility in Colorado, manufacturing plants in Oregon, marketing headquarters in California and a growing network of customer service offices around the country. It is a vision and a partnership to serve America — and through America, the world.

Our vision is symbolized by our new logo. And, at Fujitsu this vision is one of infinite possibilities.

STORAGE PRODUCTS

5. FLEXIBLE DRIVES

7. WINCHESTER DISK DRIVES


11. CONTROLLERS

17. TAPE STORAGE

21. SUBSYSTEMS


M2532 M2537

- ▶ 1 MB to 2 MB unformatted capacities
- ▶ Low power consumption
- ▶ Industry standard interface
- ▶ Optional mounting bracket for 5.25" drive replacement



SPECIFICATIONS	M2532M	M2537M
CAPACITY		
<i>Unformatted:</i>	1 MB	1.0/2.0 MB
<i>Formatted:</i>	720 KB	720 KB/1.4 MB
TRACK CAPACITY		
<i>Unformatted:</i>	6.25 KB	
<i>Formatted:</i>	4.6 KB	4.6/8.8 KB
CYLINDERS	80	
TRACKS	160	
TRACK DENSITY	135 TPI	
HEADS	2	
RECORDING CODE	MFM	
DENSITY	8,717 bpi	8,717/17,434 bpi
ROTATION SPEED	300 RPM	
DATA TRANSFER	250 KB/s	250/500 KB/s
POSITIONING TIME		
<i>Track to track:</i>	3 ms	
<i>Average:</i>	94 ms	
<i>Settling time:</i>	15 ms	
START TIME		
<i>Motor:</i>	400 ms (max.)	
INTERFACE	SA450	
POWER		
+5 VDC -6, +10%:	0.4 A	
DIMENSIONS* (H x W x D)	1 in. x 4 in. x 5.9 in.	
WEIGHT	350 grams	

*5.25 in. mounting frame kits including PCB and power adapter, available for IBM PC/XT, PC/AT, IBM PC/XT and PC/AT are registered trademarks of International Business Machines Corporation.




M2551 M2553 M2554

- ▶ 360 KB to 1.2 MB formatted capacities
- ▶ Half-height form factor
- ▶ Single or double density
- ▶ Various bezel and LED colors available

M2227D2

- ▶ 40 MB formatted capacity
- ▶ Less than 35 ms average positioning time
- ▶ Low 7.5 W power consumption
- ▶ ST506/412 interface
- ▶ Optional 5.25" mounting bracket for IBM® AT or XT systems and compatibles



6

5.25" FLEXIBLE DISK DRIVES

SPECIFICATIONS	M2551A	M2553K	M2554K
CAPACITY			
<i>Unformatted:</i>	500 KB	1.6 MB	1/1.6 MB
<i>Formatted:</i>	360 KB	1.2 MB	655 KB/ 1.2 MB
TRACK CAPACITY			
<i>Unformatted:</i>	6.25 KB	10.42 KB	6.25/10.42 KB
<i>Formatted:</i>	4.6 KB	7.68 KB	4.1/7.68 KB
CYLINDERS	40	80	80
TRACKS	80	160	160
TRACK DENSITY	48 TPI	96 TPI	96 TPI
HEADS	2		
RECORDING CODE	MFM		
DENSITY	5,876 bpi	9,646 bpi	5,922/ 9,646 bpi
ROTATION SPEED	300 RPM	360 RPM	300/360 RPM
DATA TRANSFER	250 KB/s	500 KB/s	250/500 KB/s
POSITIONING TIME			
<i>Track to track:</i>	4 ms	3 ms	3 ms
<i>Average:</i>	67 ms	94 ms	94 ms
<i>Settling time:</i>	15 ms	15 ms	15 ms
START TIME			
<i>Motor:</i>	400 ms (max)		
INTERFACE	SA450		
POWER			
+ 12 VDC ± 5%:	0.22 A	0.20 A	0.20 A
+ 5 VDC ± 5%:	0.34 A	0.40 A	0.40 A
DIMENSIONS (H x W x D)	1.6 in. x 5.7 in. x 8 in.		
WEIGHT	3.1 lbs.		

7

3.5" ST506/412 WINCHESTER DISK DRIVES

SPECIFICATIONS	M2227D2
DRIVE CAPACITY	
<i>Unformatted:</i>	51.2 MB
<i>Formatted*:</i>	42.8 MB
DISKS	4
HEADS	
<i>Read/write:</i>	8
TRACK CAPACITY	
<i>Unformatted:</i>	10,416 B
CYLINDERS	615
POSITIONING TIME	
<i>Track to track:</i>	8 ms
<i>Average:</i>	<35 ms
<i>Maximum:</i>	75 ms
AVERAGE LATENCY	8.3 ms
DATA TRANSFER RATE	625 KB/s
RECORDING CODE	MFM
INTERFACE	ST506/412
POWER	
+ 12 VDC ± 5%:	0.45 A
+ 5 VDC ± 5%:	0.42 A
<i>Average power:</i>	7.5 W
DIMENSIONS (H x W x D)	1.625 in. x 4 in. x 5.75 in.
WEIGHT	2.2 lbs.

*Based on 17 sectors/track and 512 bytes/sector. IBM is a trademark of International Business Machines Corporation.

**M2611T M2612T
M2613T M2614T**

- ▶ 45 to 180 MB formatted capacities
- ▶ Compact design for portable and desktop systems
- ▶ Low acoustic noise of 40 dBA
- ▶ 64 KB ring buffer
- ▶ Power conserving steady, standby and sleep modes

**M2611SA M2612SA
M2613SA M2614SA**


- ▶ 90 to 180 MB unformatted capacities
- ▶ Supports asynchronous and synchronous data transfers
- ▶ Macintosh compatible
- ▶ Low acoustic noise of 40 dBA
- ▶ New 1" high model



SPECIFICATIONS	M2611T	M2612T	M2613T	M2614T
DRIVE CAPACITY				
Formatted:	45.1	90.2	135.2	180.3
DISKS	1	2	3	4
HEADS				
Read/write:	2	4	6	8
TRACK CAPACITY				
Formatted:	16,896B			
CYLINDERS	1,334			
POSITIONING TIME				
Track to track:	10 ms			
Average:	<25 ms			
Maximum:	42 ms			
AVERAGE LATENCY	8.6 ms			
DATA TRANSFER RATE	7.4 MB/s (or 3.7 MWs)			
RECORDING CODE	RLL (1,7)			
INTERFACE	PC-AT			
POWER REQUIREMENT				
+12 VDC ±5%:	0.35 A	0.45 A (max. 2.0 A)		
+5 VDC ±5%:	1.0 A	1.0 A (typ.)		
DIMENSIONS (H x W x D)	1.0 in. x 4.0 in. x 5.75 in.	1.62 in. x 4.0 in. x 5.75 in.		
WEIGHT	1.1 lb	2.2 lbs.		

SPECIFICATIONS	M2611SA	M2612SA	M2613SA	M2614SA
DRIVE CAPACITY				
Formatted:	45.1	90.8	136.6	182.4
DISKS	1	2	3	4
HEADS				
Read/write:	2	4	6	8
TRACK CAPACITY				
Formatted:	17,408 B			
CYLINDERS	1,334			
POSITIONING TIME				
Track to track:	10 ms			
Average:	<25 ms			
Maximum:	42 ms			
AVERAGE LATENCY	8.6 ms			
DATA TRANSFER RATE				
Asynchronous:	1.5 MB/s			
Synchronous:	2.5 MB/s			
RECORDING CODE	RLL (1,7)			
INTERFACE	Embedded SCSI, Mac-SCSI			
POWER REQUIREMENT				
+12 VDC ±5%:	0.35 A	0.45 A (max. 2.0 A)		
+5 VDC ±5%:	1.0 A	1.0 A (typ.)		
DIMENSIONS (H x W x D)	1.0 in. x 4.0 in. x 5.75 in.	1.62 in. x 4.0 in. x 5.75 in.		
WEIGHT	1.1 lbs.	2.2 lbs.		

Macintosh is a trademark of Apple Computer, Inc.



M2246 M2249 M2263

- ▶ Up to 778 MB unformatted capacities
- ▶ ESDI or embedded SCSI interfaces
- ▶ As fast as 16 ms positioning time
- ▶ Up to 4.0 MB/s SCSI data transfer rate


SPECIFICATIONS	M2246	M2249	M2263
DRIVE CAPACITY			
<i>Unformatted:</i>	172 MB	389 MB	778 MB
DISKS	6	8	8
HEADS			
<i>Read/write:</i>	10	15	15
TRACK CAPACITY			
<i>Unformatted:</i>	20,864	20,864	31,296
CYLINDERS	823	1,243	1,658
POSITIONING TIME			
<i>Track to track:</i>	5 ms	4 ms	4 ms
<i>Average:</i>	25 ms	18 ms	16 ms
<i>Maximum:</i>	50 ms	35 ms	30 ms
AVERAGE LATENCY	8.3 ms		
DATA TRANSFER RATE			
<i>ESDI:</i>		1.25 MB/s	1.875 MB/s
<i>SCSI:</i>		2.5 MB/s	4.0 MB/s
RECORDING CODE	RLL (2,7)	RLL (1,7)	RLL (1,7)
INTERFACE	ESDI or embedded SCSI		
POWER REQUIREMENT			
<i>ESDI:</i>			
+12 VDC ±5%:	1.8 A (4.8 A max.)	2.5 A (5 A max.)	1.7 A (5 A max.)
+5 VDC ±5%:	1.6 A (typ.)		
<i>SCSI:</i>			
+5 VDC ±5%:	2.4 A (typ.)	38 W	28 W
DIMENSIONS (H x W x D)	3.3 in. x 5.7 in. x 8 in.		
WEIGHT	6.6 lbs.	7.7 lbs.	7.7 lbs.

M1053




- ▶ High performance SCSI controller
- ▶ Connects up to four 8" Winchesters
- ▶ Differential or single-ended drivers
- ▶ Common Command Set (CCS)
- ▶ Supports arbitration, deselect, synch mode

SPECIFICATIONS	M1053B	M1053BD
DRIVE COMPATIBILITY	M2333KS M2344KS M2372KS	M2333KS M2344KS M2372KS
HOST INTERFACE		
<i>SCSI:</i>	Single-ended	Differential
DRIVE INTERFACE	HSMD	HSMD
DATA TRANSFER RATE		
<i>Asynchronous:</i>	1.5 MB/s	1.5 MB/s
<i>Synchronous:</i>	2.67 MB/s	4 MB/s
COMMAND IMPLEMENTATION	SCSI/CCS	
SECTOR INTERLEAVE	Programmable	
SECTOR SIZES	256B, 512B, 1024B	
POWER REQUIREMENTS	+5 VDC ±5%, 5 A (max.) -12 VDC ±5%, 1 A (max.)	
DIMENSIONS (W x L)	7.8 in. x 13.2 in.	



M2322 M2333

- ▶ 168 MB to 337 MB unformatted capacities
- ▶ 2.46 MB/s HSMD
- ▶ Controller support on all popular busses
- ▶ Ideal for multi-spindle packaging




M2344 M2372 M2382 M2392

- ▶ 690 MB to 2.0 GB unformatted capacities
- ▶ 2.46 MB/s HSMD leaders, now 3.0 MB/s ESMD
- ▶ Controller support on all popular busses
- ▶ Ideal for multi-spindle packaging

SPECIFICATIONS	M2322K	M2333K/KS
DRIVE CAPACITY	168.6 MB	337 MB
DISKS	6	
HEADS		
Read/write:	10	
Servo:	1	
TRACK CAPACITY		
Unformatted:	20,480 B	40,960 B
CYLINDERS	823	
POSITIONING TIME		
Track to track:	5 ms	
Average:	20 ms	
Maximum:	40 ms	
AVERAGE LATENCY	8.3 ms	
DATA TRANSFER RATE	1.229 MB/s	2.458 MB/s
RECORDING CODE	MFM	RLL (2,7)
INTERFACE	SMD	HSMD/SCSI
POWER REQUIREMENT		
+5 VDC +5%:	3.5 A	4.5 A
-12 VDC +5%:	3 A	3.5 A
+24 VDC +10%:	4 A (typ.)	4 A (typ.)
-5 VDC +5%:		
DIMENSIONS (H x W x D)	5 in. x 8.5 in. x 15 in.	
WEIGHT	30 lbs.	31 lbs.

SPECIFICATIONS	M2344K/KS	M2372K/KS	M2382K	M2392K
DRIVE CAPACITY	690.1 MB	823.9 MB	1.0 GB	2.02 GB
DISKS	8			12
HEADS				
Read/write:	27			21
Servo:	1			1
TRACK CAPACITY				
Unformatted:	40,960 B	40,960 B	49,728 B	50,400 B
CYLINDERS	624	745	745	1916
CYLINDER CAPACITY	>1.1 MB	>1.1 MB	>1.3 MB	>1 MB
POSITIONING TIME				
Track to track:	4 ms			2 ms
Average:	16 ms			12 ms
Maximum:	33 ms			25 ms
AVERAGE LATENCY	8.3 ms			
DATA TRANSFER RATE	2.458 MB/s	2.458 MB/s	3.0 MB/s	3.0 MB/s
RECORDING CODE	RLL (2,7)	RLL (2,7)	RLL (1,7)	RLL (1,7)
INTERFACE	HSMD/SCSI	HSMD/SCSI	ESMD	ESMD
POWER REQUIREMENT				
+5 VDC +5%:	3.5 A			2.6 A
-12 VDC +5%:	3.5 A			0.5 A
+24 VDC +10%:	4.5 A (typ.)			N/A
-5 VDC +5%:			4.0 A	2.9 A
+36 VDC +5%:				2.0 A
+12 VDC +5%:				1.0 A
DIMENSION (H x W x D)	5 in. x 8.5 in. x 15 in.			
WEIGHT	38 lbs.			




M2382P

- ▶ Embedded IPI-2 interface
- ▶ 1GB unformatted capacity
- ▶ Data streaming
- ▶ Differential voltage mode I/O


RM25/RM30

- ▶ Rack mount kits
- ▶ Accommodates all Fujitsu 8-inch disk drives and options
- ▶ Easy, single technician installation
- ▶ Specially coated sliders



SPECIFICATIONS	M2382P
DRIVE CAPACITY <i>Unformatted:</i>	1.0 GB
DISKS	8
HEADS <i>Read/write:</i> <i>Servo:</i>	27 1
TRACK CAPACITY <i>Unformatted:</i>	49,728 B
CYLINDERS	745
POSITIONING TIME <i>Track to track:</i> <i>Average:</i> <i>Maximum:</i>	4 ms 16 ms 33 ms
AVERAGE LATENCY	8.3 ms
ROTATIONAL SPEED	3,620 RPM
RECORDING DENSITY	25,211 bpi
TRACK DENSITY	1,193 TPI
DATA TRANSFER RATE	3.0 MB/s
RECORDING CODE	RLL (1, 7)
INTERFACE	IPI-2
START TIME	<50 sec.
STOP TIME	<50 sec.
POWER REQUIREMENT +5 VDC ±5%: -12 VDC ±5%: +24 VDC ±10%: -5.2 VDC ±5%:	6.5 A 1.5 A 4.5 A (typ.) 3.0 A
DIMENSIONS (H x W x D)	5 in. x 8.5 in. x 15 in.
WEIGHT	39 lbs.

SPECIFICATIONS	RM25	RM25S	RM30	RM30S
FRONT PANEL HEIGHT	5.25 in.	7 in.	5.25 in.	7 in.
FRONT PANEL WIDTH	19 in.	19 in.	19 in.	19 in.
DEPTH	23-27 in.	23-27 in.	28-32 in.	28-32 in.
TRAY WIDTH	17.5 in.	17.5 in.	17.5 in.	17.5 in.
DRIVE COMPATIBILITY <i>(Fujitsu Model #)</i>	Any two M2322K M2333K/KS/P M2344K/KS M2372K/KS M2382K/P M2392K without SCSI External Controller or Dual Port Option (DPO) attached	Any two M2322K M2333K/KS/P M2344K/KS M2372K/KS M2382K/P M2392K with an SCSI External Controller (IDC) or Dual Port Option (DPO) attached	Any two M2322K M2333K/KS/P M2344K/KS M2372K/KS M2382K/P M2392K without SCSI External Controller or Dual Port Option (DPO) attached	Any two M2322K M2333K/KS/P M2344K/KS M2372K/KS M2382K/P M2392K with an SCSI External Controller (IDC) or Dual Port Option (DPO) attached
POWER SUPPLY <i>(Fujitsu Model #)</i>	Up to two Single Power Supplies part #B14L-5105-0244A		Up to two Single Power Supplies part #B14L-5105-0178A or B14L-5105-0244A	
	One Dual Power Supply part #B14L-5105-0247A		One Dual Power Supply part #B14L-5105-0187A or B14L-5105-0247A	



M2350A M2360A M2380A

- ▶ Up to 18 MB/s data transfer rate
- ▶ Up to 889 MB capacity
- ▶ Fully self-contained power supply and cooling
- ▶ High reliability

M243X

- ▶ 200 ips start/stop operation
- ▶ Tri-density 800/1,600/6,250 bpi
- ▶ Pertec compatible interface available through third party company
- ▶ STC compatible interface
- ▶ Extensive diagnostics
- ▶ World-proven reliability



SPECIFICATIONS	M2350A	M2360A	M2380A
READ/WRITE CHANNELS	1, 4, 5		1, (4, 6), 5
HEAD GROUPS	20, 5, 4		27, (6, 4), 4
DRIVE CAPACITY <i>Unformatted:</i>	474 MB	689 MB	1000.2, (889.1), 740.9
DISKS	6		8
TRACK CAPACITY <i>Unformatted:</i>	28,160 B	40,960 B	49,728 B
TRACKS PER CYLINDER	20, 5, 4		27, (24), 20
CYLINDERS	841 + 1 (CE)		745
POSITIONING TIME <i>Track to track:</i> <i>Average:</i> <i>Maximum:</i>	5.5 ms 18 ms 35 ms		4 ms 16 ms 33 ms
AVERAGE LATENCY	7.58 ms	8.17 ms	8.09 ms
ROTATIONAL SPEED	3,961 RPM	3,672 RPM	3,709 RPM
RECORDING DENSITY	12,790 bpi	18,620 bpi	25,211 bpi
TRACK DENSITY	880 TPI		1,193 TPI
DATA TRANSFER RATE <i>1 channel:</i> <i>4 channel:</i> <i>5 channel:</i> <i>6 channel:</i>	1.859 MB/s 7.436 MB/s 9.295 MB/s	2.501 MB/s 10.03 MB/s 12.534 MB/s	3.074 MB/s 12.240 MB/s 15.370 MB/s 18.444 MB/s
RECORDING CODE	MFM	RLL (2, 7)	RLL (1, 7)
INTERFACE	MSMD	HSMD	ESMD
START TIME	<40 sec.		
STOP TIME	<15 sec.		
POWER REQUIREMENT	100-240 VAC, 10-4 A, 50/60 Hz		
DIMENSIONS (H x W x D)	14 in. x 19 in. x 27 in.		7 in. x 8.5 in. x 30 in.
WEIGHT	187 lbs.		66 lbs.

SPECIFICATIONS	M243X L1/L2/L8
MOTION CONTROL	Microprocessor controlled vacuum column
RECORDING CODE/DENSITY <i>Phase-encoded:</i> <i>Group code recording:</i> <i>NRZI (optional):</i>	1,600 bpi 6,250 bpi 800 bpi
TAPE SPEED <i>Start/stop:</i> <i>Streaming:</i> <i>Rewind:</i>	125 ips or 200 ips or 200 ips 65 sec. avg. (2400' reel)
ACCESS TIME <i>Streaming:</i> <i>Start/stop:</i>	4.5 ms @ 200 ips GCR 1.6 ms @ 200 ips GCR
POSITIONING TIME <i>Read:</i> <i>Write:</i>	9.5 ms @ 200 ips 17.3 ms @ 200 ips
REINSTRUCTION TIME <i>Read:</i> <i>Write:</i>	1.3 ms @ 200 ips GCR 0.5 ms @ 200 ips GCR
IBG	0.3 in. GCR, 0.6 in. PE/NRZI
DATA TRANSFER RATE	1.25 MB/s @ 200 ips GCR
REEL SIZE	Half or full size reels
LOADING TIME	12 sec. auto load
INTERFACE	STC type
POWER REQUIREMENT	200/208/220/230/240 VAC, 50/60 Hz
CONFIGURATION	8 drives per formatter




M244X

- ▶ Low cost GCR drive
- ▶ 256 KB buffer with auto error recovery
- ▶ Start/Stop emulation
- ▶ Comprehensive self-diagnostics


M2451 M2452

- ▶ 5.25" form factor, compact cartridge
- ▶ 130 or 220 MB formatted capacity
- ▶ Streaming, start/stop operation
- ▶ Up to 3 MB/s transfer rate
- ▶ Embedded SCSI controller
- ▶ 0.5" cartridge tape



SPECIFICATIONS	M2441AC M2442AC	M2443AC M2444AC
MOTION CONTROL	Microprocessor controlled direct reel to reel servo	
TAPE SPEED		
Start/Stop:	12.5 ips	25 ips
Streaming:	100 ips	75 ips
Rewind time:	136 sec. (2400 ft. reel)	
DATA TRANSFER RATE*		
Start/stop:	78 KB/sec GCR	156 KB/sec GCR
Streaming:	Variable 60 KB/sec - 1 MB/sec	
RECORDING CODE/DENSITY	1600 BPI (PE)/6250 BPI (GCR)	
CAPACITY	160 MB (GCR), 40 MB (PE)	
BUFFER	256 KB	
REEL SIZE	All industry standard reels	
LOADING TIME	10 sec.	
POWER REQUIREMENT	100/120/200/240 VAC, 50 or 60 Hz	
DIMENSIONS (H x W x D)		
Rack Mount: (M2442AC, M2444AC)	22.6 in. x 19 in. x 22.8 in.	
Floorstanding: (M2441AC, M2443AC)	39.4 in. x 19.7 in. x 27.6 in.	
WEIGHT		
Rack Mount: (M2442AC, M2444AC)	165 lbs.	
Floorstanding: (M2441AC, M2443AC)	254 lbs.	

SPECIFICATIONS	M2451E	M2452E
CAPACITY		
Unformatted:	191 MB	233 MB
Formatted:	130 MB streaming 88 MB start/stop	220 MB streaming 140 MB start/stop
DATA TRANSFER RATE		
Streaming:	225/150 KB/s	
Start/stop:	150 KB/s	
TAPE SPEED		
Streaming:	75/50 ips	
Start/stop:	50 ips	
RECORDING DENSITY	12,000 bpi	
TRACKS		
2 track serpentine:	20	32
ACCESS TIME		
75 IPS:	150-300 ms	
50 IPS:	60-100 ms	
MEDIA	0.5 in. cartridge	
INTERFACE		
Host:	SCSI	
RECORDING METHOD	MFM	
INTERBLOCK GAP		
Streaming:	0.7 in.	0.35 in.
Start/stop:	4.5 in.	4.5 in.
REWIND SPEED	100 IPS	
READ RELIABILITY	1 x 10 ⁻¹² hard errors	
POWER REQUIREMENTS	+5 V ±5%, 3 A +12 V ±5%, 3.5 A (10 A max 10 ms)	
DIMENSIONS (H x W x D)	3.25 in. x 5.75 in. x 8 in.	
WEIGHT	7 lbs.	




M2480

- ▶ Full IBM 3480 18-track compatibility
- ▶ Data compression option supports 400 MB capacity per cartridge
- ▶ SCSI controller
- ▶ Optional automatic cartridge loader

StorEdge™

- ▶ Up to 960MB (formatted) per enclosure
- ▶ Up to 3 disk/tape drives per enclosure
- ▶ Compact size
- ▶ Std. SCSI bus interface
- ▶ 220MB, 0.5" cartridge tape drive optional
- ▶ Software support for IBM® PC/XT/AT under MS-DOS and Novell 2.1x available



SPECIFICATIONS	DRIVE UNIT—	
	M2481A	M2481B
RECORDING METHOD	D ² NRZI	37,871 byte/inch
TRACKS	18	
TAPE SPEED	1 meters/sec. (39.3 ips)	2 meters/sec. (79 ips)
TRANSFER RATE	1.5 MB/s (compression option available)	3.0 MB/s
CAPACITY	200 MB/cartridge (average 400 MB with compression)	
LOAD TIME	7 sec.	
UNLOAD TIME	48 sec.	
CARTRIDGE LOADER		
<i>Optional:</i>	5 or 10 cartridges	
DIMENSIONS (H x W x D)	5 in. x 8.5 in. x 15 in.	
MEDIA		
TAPE WIDTH	0.5 in.	
TAPE LENGTH	540 feet	
DIMENSIONS (H x W x D)	4.3 in. x 5 in. x 1 in.	
CONTROL UNIT—		
M1016A M1016B		
INTERFACE	SCSI	
DIMENSIONS (H x W x D)	3.5 in. x 19 in. x 27 in.	
BUFFER SIZE	2 MB	
TRANSFER RATE		
<i>Asynchronous:</i>	1.5 MB/sec	3.0 MB/sec
<i>Synchronous:</i>	4.0 MB/sec	4.0 MB/sec
SUBSYSTEM		
MAX. CONFIGURATION	1 controller x 4 drives	

IBM is a trademark of International Business Machines Corp.
 *The M2480 subsystem consists of the 2481A tape unit and the M1016A controller.

SPECIFICATIONS	StorEdge
CAPACITY	
<i>Disk:</i>	320 MB per drive (formatted)
<i>Tape:</i>	220 MB streaming, 140 MB start/stop
DRIVES	3 per enclosure, 2 tape drives max.
ACCESS TIME	
<i>Disk:</i>	18 ms
INTERFACE	SCSI, single-ended
TRANSFER RATE	
<i>Disk:</i>	1.1 MB/s; 2.5 MB/s burst
<i>Tape:</i>	225 KB/s; 3.0 MB/s burst (streaming) 150 KB/s; 3.0 MB/s burst (start/stop)
BACKUP/RESTORE	9.5 MB/minute
RELIABILITY	
<i>Disk:</i>	30,000 hours MTBF
<i>Tape:</i>	15,000 hours MTBF
POWER	110–240 VAC, 47–63Hz, auto-ranging
DIMENSIONS (H x W x D)	13.375 in. x 7.0 in. x 14.75 in.
AGENCY	UL/CSA/VDE(TUV)/FCC & VDE Class B
IBM PC XT/AT SOFTWARE	
<i>Compatibility:</i>	IBM XT 5160 model 89 and IBM AT 5170 model 339 (MS/DOS 2.1–3.3) Installation, partitioning and driver Backup and restore with verification Disk installation and driver Compatible
<i>Disk Manager:</i>	
<i>Tape Manager:</i>	
<i>Novell Netware 2.1x:</i>	
<i>DEC 3100:</i>	

IBM XT and IBM AT are registered trademarks of International Business Machines Corp.
 StorEdge is a registered trademark of Fujitsu America, Inc.

P R I N T E R
P R O D U C T S

23. DOT MATRIX

28. LASER


35. BAND

36. IMAGE SCANNER

38. ACCESSORIES/
OPTIONS/SUPPLIES


DX2300 DX2400

- ▶ High speed draft — 324 cps
- ▶ Superior paper handling
- ▶ Unique paper parking feature
- ▶ Quiet operation — 55 dBA
- ▶ User upgradeable color option



SPECIFICATIONS	DX2300	DX2400
PRINTING SPEED		
<i>Draft quality:</i>	270 cps (10 cpi), 324 cps (12 cpi)	
<i>Near-letter quality:</i>	54 cps (10 cpi)	
FONTS		
<i>Near-letter quality:</i>	Courier 10, Italic	
INPUT BUFFER	10 KB	8 KB
PRINT LINE		
<i>Characters at 10 cpi:</i>	80	136
LINE FEED SPEED	100 ms at 6 ipi	
FORM FEED SPEED	4.0 in./s	
NUMBER OF COPIES	Max. 3 (including original)	
PAPER HANDLING		
<i>Standard:</i>	Friction-feed platen and built-in bidirectional rear-feed tractor with paper parking. Cut sheets can be fed without removing continuous forms. Single-bin ASF300 cut sheet feeder.	
<i>Optional:</i>		
PAPER SIZES		
<i>Cut sheets:</i>	4 in. to 10 in.	4 in. to 15 in.
<i>Continuous forms:</i>	4 in. to 10.5 in.	4 in. to 16.5 in.
INTERFACES	Centronics or RS-232C	
EMULATIONS	Epson FX80, IBM Graphics Printer and IBM Proprinter. (color) Epson JX-80 or DEC LA50 and Okidata 192/193 +	
DIMENSIONS (H x W x D)	4.7 in. x 17.2 in. x 13.6 in.	4.7 in. x 22.8 in. x 13.6 in.
WEIGHT	20.2 lbs.	25.7 lbs.
NOISE LEVEL	55 dBA	
HEAD LIFE	200 million strokes per pin	
OPTIONAL	User installable color kit	
RIBBONS	Black fabric, four color fabric	

Centronics, IBM Graphics Printer/IBM Proprinter, Diablo 630 API, and Epson JX-80 are trademarks of Centronics Data Corporation, International Business Machines Corporation, Diablo Systems Incorporated, and Epson Corporation, respectively.



DL3300 DL3400

- ▶ Feature-rich, low-cost 24-wire
- ▶ Fast at 288 cps
- ▶ Superior paper handling
- ▶ Unique paper parking feature
- ▶ Quiet operation — 55 dBA

DL4400

- ▶ Heavy duty, midrange 24-wire
- ▶ Fast at 264 cps
- ▶ Automatic paper loading
- ▶ 48 character LCD
- ▶ Bottom feed, varied paper



24

24-WIRE DOT MATRIX PRINTER

SPECIFICATIONS	DL3300	DL3400
PRINTING SPEED		
<i>High speed draft quality:</i>	240 cps (10 cpi), 288 cps (12 cpi)	
<i>Draft quality:</i>	180 cps (10 cpi), 216 cps (12 cpi)	
<i>Letter quality:</i>	60 cps (10 cpi), 72 cps (12 cpi)	
FONTS		
<i>Letter quality:</i>	Courier 10, Prestige Elite, Compressed	
FONT CARDS		
<i>Optional:</i>	Orator, Letter Gothic 12, Scientific 12, Light Italic, Boldface PS	
INPUT BUFFER	256 B, 2, 8, or 24 KB front panel selectable	
PRINT LINE		
<i>Characters at 10 cpi:</i>	80	136
LINE FEED SPEED	Less than 100 ms at 6 ipi	
FORM FEED SPEED	4.0 in./s	
NUMBER OF COPIES	Max. 3 (including original)	
PAPER HANDLING		
<i>Standard:</i>	Friction-feed platen and built-in bidirectional rear-feed tractor with paper parking. Cut sheets can be fed without removing continuous forms. Top of form tear-off.	
<i>Optional:</i>	Single or double-bin cut sheet feeder.	
PAPER SIZES		
<i>Cut sheets:</i>	4 in. to 10 in.	4 in. to 16.5 in.
<i>Continuous forms:</i>	4 in. to 10.5 in.	4 in. to 16.5 in.
INTERFACES	Centronics or RS-232C	
EMULATIONS	IBM Graphics Printer, IBM Proprinter XL, Diablo 630 API, Epson FX-80 and Epson JX-80 (for color printing)	
WORD PROCESSING FUNCTIONS	Underscore, bold overprint, shadow print, justification, italics	
DIMENSIONS (H x W x D)	5 in. x 17.2 in. x 13.6 in.	4.7 in x 22.8 in. x 13.6 in.
WEIGHT	20 lbs.	26 lbs.
NOISE LEVEL	55 dBA	
HEAD LIFE	300 million strokes (each wire)	
OPTIONAL	User installable color kit	
RIBBONS	Black fabric, four color fabric, four color transparency, film	

25

24-WIRE DOT MATRIX PRINTER

SPECIFICATIONS	DL4400	
PRINTING SPEED		
<i>Draft quality:</i>	220 cps (10 cpi), 264 cps (12 cpi)	
<i>Report quality:</i>	146 cps (10 cpi), 176 cps (12 cpi)	
<i>Letter quality:</i>	73 cps (10 cpi), 88 cps (12 cpi)	
RESIDENT FONTS		
<i>Letter quality:</i>	Courier 10, Prestige Elite 12, Boldface PS, Pica 10, Compressed	
FONT CARDS		
<i>Optional:</i>	Dutch 801, Script, Fancy; Swiss 721, Script, Fancy; Courier, * Letter Gothic 12, Light Italic, Orator 10; Prestige, * Letter Gothic 12, Light Italic, Orator 10; Orator 10, Light Italic 12; Scientific 12, Letter Gothic 12; OCR/A, OCR/B	
OPERATOR PANEL	48 character LCD	
INPUT BUFFER	256 B, 2 KB, 8 KB or 24 KB (user selectable)	
LINE FEED SPEED	100 ms (1/8 inch)	
FORM FEED SPEED	4 ips	
NUMBER OF COPIES	5 (including original)	
PAPER HANDLING		
<i>Standard:</i>	Friction-feed platen and built-in bidirectional rear-feed tractor with paper parking. Cut sheets can be fed without removing continuous forms. Automatic paper bail. Top of form tear-off. Bottom feed pull tractor. Single, double and triple bin sheet feeders.	
<i>Optional:</i>		
PAPER SIZES	4 to 16.5 inches, 4 to 15 inches (bottom feed)	
INTERFACE	Dual Centronics/RS-232C	
EMULATIONS		
<i>Resident:</i>	IBM Proprinter XL24, Fujitsu DPL24C PLUS (including Bar code), LQ-2500	
<i>Optional:</i>	Optional Emulations Available	
WORD PROCESSING FUNCTIONS	Underscore, bold overprint, shadow print, justification, italics	
DIMENSIONS (H x W x D)	7.5 in. x 22.9 in. x 15.2 in.	
WEIGHT	39.7 lbs.	
NOISE LEVEL	53 dBA (quiet mode available)	
HEAD LIFE	300 million strokes (each wire)	
RIBBONS	Black fabric, four color fabric, four color transparency, film	

*Deluxe type with varying CPI.
IBM is a trademark of International Business Machines Corp.



DL5600

- ▶ Super high speed heavy duty 24-wire
- ▶ Industry's fastest — 486 cps draft
- ▶ Rear "tilt" tractors with ultrasmooth paper path
- ▶ Unique paper parking feature
- ▶ Prints on 8 part forms

SPECIFICATIONS

DL5600

PRINTING SPEED

<i>Draft quality:</i>	405 cps (10 cpi), 486 cps (12 cpi)
<i>Report quality:</i>	270 cps (10 cpi), 324 cps (12 cpi)
<i>Letter quality:</i>	135 cps (10 cpi), 162 cps (12 cpi)

RESIDENT FONTS

<i>Letter quality:</i>	Courier 10, Prestige Elite, Boldface PS, Compressed
------------------------	---

FONT CARDS

<i>Optional:</i>	Orator, Light Italic, Letter Gothic 12, Scientific 12
------------------	---

OPERATOR PANEL

16-character LCD

INPUT BUFFER

256 B, 2, 8, or 24 KB front panel selectable

PRINT LINE

13.6 in., 136 characters at 10 cpi

LINE FEED SPEED

42 ms at 6 lpi

FORM FEED SPEED

9 in./s

NUMBER OF COPIES

8 (including original)

PAPER HANDLING

<i>Standard:</i>	Friction-feed platen and built-in bidirectional rear bottom-feed tractor. Cut sheets can be fed without removing continuous forms. Top of form tear-off.
<i>Optional:</i>	Single-bin cut sheet feeder, plus additional optional bins, for double- or triple-bin capacity.

PAPER SIZES

4 in. to 16.5 in. wide, max. 0.016 in. thick

INTERFACES

Centronics or dual RS-232C/Centronics

EMULATIONS

IBM Graphics Printer/Proprinter XL, Diablo 630 API, Fujitsu DPL24C and DPL24D, Color Epson JX-80 (Factory configured color option)

WORD PROCESSING FUNCTIONS

Underscore, bold overprint, shadow print, justification, italics

DIMENSIONS (H x W x D)

7.3 in. x 23.6 in. x 15.2 in.

WEIGHT

45 lbs.

NOISE LEVEL

55 dBA

HEAD LIFE

400 million strokes (each wire)


RIBBONS

Black fabric, four color fabric, four color transparency, film

Centronics, IBM Graphics Printer/IBM Proprinter, Diablo 630 API, and Epson JX-80 are trademarks of Centronics Data Corporation, International Business Machines Corporation, Diablo Systems Incorporated, and Epson Corporation, respectively. *

RX7100

- ▶ 5 ppm LED page printer
- ▶ Compact and lightweight
- ▶ Easy and advanced paper handling
- ▶ Various emulations
- ▶ Convenient font card and emulation card support



SPECIFICATIONS

RX7100

PRINTING TECHNIQUE

LED/electrophotography*

PROCESSOR

68000 (8 MHz)

PRINTING SPEED

A-4, letter: 5 ppm

IC CARD INTERFACES

Three IC card slots for additional emulation programs and fonts

FONTS

Resident: Courier 10 (Portrait & Landscape), Line Printer 16.66
Optional IC card fonts: Over 100

EMULATION

Resident: HP Laserjet Plus
Optional IC card: Diablo 630, Epson FX-85, HPGL (7475A), IBM Proprinter

SYSTEM RAM

Standard: 640 KB
Optional: up to 4.6 MB

RESOLUTION

300 x 300 dpi

PAPER SIZES

<i>Cassette feed:</i>	
<i>letter</i>	8.5 in. x 11 in.
<i>legal</i>	8.5 in. x 14 in.
<i>A4</i>	8.3 in. x 11.7 in.
<i>B5</i>	7.2 in. x 10.1 in.
<i>envelopes</i>	
<i>Manual feed:</i>	
<i>postcard size min.</i>	4.1 in. x 5.8 in.
<i>envelopes</i>	

PAPER THICKNESS

Cassette feed: 14 lb. to 28 lb.
Manual feed: 14 lb. to 28 lb.

PAPER INSERTION

Standard: Automatic cassette (150-sheet max.)
Optional: Second cassette (150-sheet max.)

PAPER EJECTION

Face-down collation

INTERFACE

Centronics parallel and RS-232C serial

DIMENSIONS (H x W x D)

6.7 in. x 16 in. x 15.7 in.

WEIGHT


37.5 lb.

NOISE LEVEL

Less than 53 dBA

POWER CONSUMPTION

Less than 1 KVA




RX7100PS RX7100PS+

- ▶ 5 ppm LED page printer
- ▶ IBM® and Apple® compatible
- ▶ Easy and advanced paper handling
- ▶ Adobe® PostScript® page description language
- ▶ Convenient font card and emulation card support

RX7200

- ▶ One side operation
- ▶ High print quality
- ▶ Easy paper handling
- ▶ Up to 25,000 pages per month




SPECIFICATIONS	RX7100PS	RX7100PS+
PRINTING TECHNIQUE	LED/electrophotography	
PAGE DESCRIPTION LANGUAGE	Adobe PostScript	
PROCESSOR	68000 (12.5 MHz)	
PRINTING SPEED	A-4, letter: 5 ppm	
IC CARD INTERFACES	Three IC card slots for additional emulation programs and fonts	
FONTS		
<i>Resident:</i>	35 PostScript fonts	
<i>Optional IC card fonts:</i>	Over 100	
EMULATION		
<i>Resident:</i>	HP LaserJet Series II	
<i>Optional IC card:</i>	Diablo 630, Epson FX-85, HPGL (7475A), IBM Proprinter	
SYSTEM RAM	2 MB	4 MB
RESOLUTION	300 x 300 dpi	
PAPER SIZES		
<i>Cassette feed:</i>		
<i>letter</i>	8.5 in. x 11 in.	
<i>legal</i>	8.5 in. x 14 in.	
<i>A4</i>	8.3 in. x 11.7 in.	
<i>B5</i>	7.2 in. x 10.1 in.	
<i>envelopes</i>		
<i>Manual feed:</i>		
<i>postcard size min.</i>	4.1 in. x 5.8 in.	
<i>envelopes</i>		
PAPER THICKNESS		
<i>Cassette feed-Manual feed:</i>	14 lb. to 28 lb.	
PAPER INSERTION		
<i>Standard:</i>	2 cassettes (150 sheet each)	
PAPER EJECTION	Face-down collation	
INTERFACE	Centronics parallel, RS-232C, RS-422 serial, AppleTalk	
DIMENSIONS (H x W x D)	6.7 in. x 16 in. x 15.7 in.	
WEIGHT	37.5 lb.	
NOISE LEVEL	Less than 53 dBA	
POWER CONSUMPTION	Less than 1 KVA	

IBM and IBM Proprinter, Apple and AppleTalk; HP, HP LaserJet Plus and HP LaserJet Series II; Adobe PostScript, Epson FX-85 and Diablo 630 are trademarks of International Business Machines Corporation. Apple Computer, Inc., Hewlett-Packard Corporation, Adobe Systems, Inc., Seiko Epson Corporation and Diablo Systems, Inc., respectively.

SPECIFICATIONS	RX7200
PRINTING TECHNIQUE	Laser/electrophotography
PRINTING SPEED	
<i>A-4, letter:</i>	12 ppm
IC CARD INTERFACES	Three IC card slots for additional emulation programs and fonts
FONTS	
<i>Resident:</i>	Courier 10 (Portrait & Landscape), Prestige Elite 12 (Portrait & Landscape), Line Printer (Portrait & Landscape), Times New Roman 10
<i>Optional IC card fonts:</i>	Over 100
EMULATION	
<i>Resident:</i>	HP LaserJet Plus, Diablo 630, Epson FX-85, IBM Proprinter
<i>Optional IC card:</i>	HPGL (7475A) (with HP Series II)
SYSTEM RAM	
<i>Standard:</i>	640 KB
<i>Optional:</i>	Up to 4 MB additional
RESOLUTION	300 x 300 dpi
PAPER SIZES	
<i>Cassette feed:</i>	
<i>letter</i>	8.5 in. x 11 in.
<i>legal</i>	8.5 in. x 14 in.
<i>A4</i>	8.3 in. x 11.7 in.
<i>B5</i>	7.2 in. x 10.1 in.
<i>Manual feed:</i>	
<i>postcard size min.</i>	4.1 in. x 5.8 in.
PAPER THICKNESS	
<i>Cassette feed:</i>	17 lb. to 24 lb.
<i>Manual feed:</i>	17 lb. to 24 lb.
PAPER INSERTION	
<i>Standard:</i>	Automatic cassette (250-sheet max.) Second cassette (250-sheet max.)
PAPER EJECTION	Face-down collation
INTERFACE	Centronics parallel and RS-232C serial
DIMENSIONS (H x W x D)	13.5 in. x 16.9 in. x 21.6 in.
NOISE LEVEL	Less than 50 dBA
POWER CONSUMPTION	Less than 1 KVA

HP LaserJet, Diablo 630 API, Epson FX-85, Centronics, and IBM Proprinter are trademarks of Hewlett-Packard Inc., Diablo Systems Incorporated, Epson Corporation, Centronics Data Corporation and International Business Machines Corporation.




RX7300E

- ▶ Up to 50,000 pages per month
- ▶ Low cost of ownership—3.5¢/page*
- ▶ Flexible paper handling
- ▶ High speed 18 ppm printing

RX7400

- ▶ Accommodates engineering size documents
- ▶ High speed printing at 22 ppm
- ▶ Up to 50,000 pages per month
- ▶ Flexible paper handling



SPECIFICATIONS	RX7300E
PRINTING TECHNIQUE	Laser/electrophotography
PRINTING SPEED	
Letter:	18 ppm
IC CARD INTERFACES	Three IC card slots for additional emulation programs and fonts
RESIDENT FONTS	Courier 10, Prestige Elite 12, Line Printer 8, Times Roman 10, Times Roman 8, Times Roman 12, Swiss PS 14
EMULATION	
Resident:	Epson FX-80, Diablo 630 API, Qume Sprint 11, IBM Proprinter, Fujitsu M304X Line Printer, Hex Dump, Layout DDL, HP LaserJet Plus, HPGL (7475A)
Optional IC card:	
SYSTEM RAM	
Standard:	2.5 MB
RESOLUTION	300 x 300 dpi
PAPER SIZES	
Cassette feed:	
letter	8.5 in. x 11 in.
legal	8.5 in. x 14 in.
A4	8.3 in. x 11.7 in.
B4	10.1 in. x 14.3 in.
B5	7.2 in. x 10.1 in.
Manual feed:	
postcard size min.	4.1 in. x 5.8 in.
PAPER THICKNESS	
Cassette feed:	17 lb. to 24 lb.
Manual feed:	17 lb. to 32 lb.
PAPER INSERTION	
Standard:	Automatic cassette (250-sheet max.)
Optional:	Second cassette (250-sheet max.) Large capacity hopper (1000 sheets)
PAPER EJECTION	Face-down collation with job separation control. Alternate face-up stacker included
INTERFACE	Centronics, RS-232C, RS422
DIMENSIONS (H x W x D)	
Without paper cassette and stacker	12.2 in. x 19.1 in. x 20.1 in.
WEIGHT	95 lbs.
NOISE LEVEL	Less than 52 dBA
POWER CONSUMPTION	Less than 1 KVA

*3.5¢ page includes purchase price of the printer amortized over 5 years, cost of consumables, a service contract and paper.

SPECIFICATIONS	RX7400
PRINTING TECHNIQUE	Laser/electrophotography
PRINTING SPEED	
Letter:	22 ppm
IC CARD INTERFACES	Three IC card slots for additional emulation programs and fonts
RESIDENT FONTS	Courier 10, Prestige 12, Lineprinter 8, Times Roman 12, Times Roman 10, Times Roman 8, Swiss PS14
RESIDENT EMULATION	Diablo 630, Qume Sprint 11, Epson FX-80, IBM Proprinter, HP LaserJet and Fujitsu M304X Lineprinter, Layout DDL, Hex dump
SYSTEM RAM	
Standard:	2.5 MB
RESOLUTION	300 x 300 dpi
PAPER SIZES	
Cassette feed:	
letter	8.5 in. x 11 in.
legal	8.5 in. x 14 in.
ledger	11 in. x 17 in.
Manual feed:	
postcard size min.	4.1 in to 5.8 in.
PAPER THICKNESS	
Cassette feed:	17 lb. to 24 lb.
Manual feed:	17 lb. to 32 lb.
PAPER INSERTION	
Standard:	Automatic cassette (250-sheet max.)
Optional:	Second cassette (250-sheet max.) Large capacity hopper (1,000 sheets)
PAPER EJECTION	Face-down collation. Alternate face-up stacker included
INTERFACES	Serial RS-232 and Centronics parallel, RS-422
DIMENSIONS (H x W x D)	12.2 in. x 19.1 in. x 22 in.
WEIGHT	110 lbs.
NOISE LEVEL	Less than 52 dBA
POWER CONSUMPTION	1.1 KVA

Diablo 630, Qume Sprint II, Epson FX-80, IBM Proprinter and HP LaserJet, are trademarks of Diablo Systems Inc., Qume Corp., Seiko/Epson Corp., International Business Machines Corp., and Hewlett-Packard Inc., respectively.




M3054

- ▶ Wide printline, 16.5" on fan-fold paper
- ▶ Speeds up to 2000 lpm (12 lpi)
- ▶ Non-contact fusing for substrate flexibility
- ▶ Ideal for high quality labels

M3773NA

- ▶ High speed 50 ppm printing
- ▶ Average 400,000 pages per month
- ▶ Duplex printing option in all paper sizes



SPECIFICATIONS	M3054
TECHNOLOGY	Laser diode electrophotograph
PRINTING SPEED	Up to 2000 lpm at 1/2 inch lines
LINE SPACING	6, 8, 10, and 12 line/inch
RESOLUTION	240 dpi
PRINTLINE	16.5" (165 columns at 10 cpi)
FORM HANDLING	Single part fanfold continuous, sprocketed forms
INTERFACE	Channel or Centronics
POWER REQUIREMENTS	200/208/220/230/240/380/415 VAC, 50/60 Hz, 3.5 kVA (operating)
DIMENSIONS (H x W x D)	47.2 in. x 55.9 in. x 31 in.
WEIGHT	1,323 lb.

SPECIFICATIONS	M3773NA
TECHNOLOGY	Laser/electrophotography
PRINTING SPEED	50 ppm (letter size)
RESOLUTION	240 x 240, 300 x 300 dpi
ENGINE INTERFACE	FJ video
PAPER SIZE	A5 through 11 x 17
INPUT HOPPER	Two 1,500 page inputs, one 500 page (optional)
OUTPUT HOPPER	Two 1,500 page outputs with job offset function
DUPLEX PRINTING	Standard, all paper sizes
DUTY CYCLE	Average 400,000 pages/mo. (letter size)
DIMENSIONS (H x W x D)	46 in. x 80 in. x 25.6 in.




M304X

- ▶ Speeds of up to 1,200 lpm
- ▶ Quiet operation — under 55 dBA
- ▶ Suitable for demanding applications

M309X

- ▶ Scans documents in as little as 2.2 seconds — 200 dpi
- ▶ Multiple resolutions 200, 240, 300, 400 dpi
- ▶ Recognizes 64-step grey scale
- ▶ Flatbed for single sheet or multi-sheet bin feeder



SPECIFICATIONS	M3041	M3042	M3043
PRINTING TECHNIQUE	Print band, impact		
PRINT SPEED			
48-character set:	750 LPM	1,090 LPM	1,420 LPM
64-character set:	600 LPM	900 LPM	1,200 LPM
96-character set:	420 LPM	670 LPM	880 LPM
PRINT POSITIONS	132/136, selectable		
SPACING			
Horizontal:	0.1 in.		
Vertical:	1/8 in. or 1/4 in. switchable		
FORMS FEEDING			
Single line advance:	18 ms (6 LPI) or 15.5 MS (8 LPI)	14 ms (6/8 LPI)	
Continuous feeding:	16.7 in./s		
FORMS			
Width:	3 in. to 17 in.		
Length:	7 in. to 14 in.		
COPIES	Max. 6 (including original)		
RIBBON			
Continuous loop:	1.2 in. x 357 ft.		
INTERFACE	Centronics (C type), DPC (D type), RS-232C (R type)		
POWER CONSUMPTION			
64-character set:	700 VA	850 VA	1,600 VA
136 print positions:			
NOISE LEVEL	55 dBA (ECMA standard sound pressure level)		
DIMENSIONS (H x W x D)	43.1 in. x 27.6 in. x 39.6 in. 43.1 in. x 27.6 in. x 41.3 in.		
WEIGHT	397 lb.	397 lb.	485 lb.
AMBIENT TEMPERATURE			
Operating:	41°F to 104°F		
Non-operating:	-4°F to 122°F		
Gradient:	27°F/h or below		
RELATIVE HUMIDITY			
Operating:	20% to 80%		
Non-operating:	10% to 90% (non condensing)		
Gradient:	30%/day or less		

Centronics is a trademark of Centronics Data Corporation.

SPECIFICATIONS	M3093E	M3096E	M3096F
TECHNOLOGY	CCD Image Sensor		
DOCUMENT SIZE (on flat bed)			
Min.:	5.8 in x 8.3 in. (A5)		
Max.:	8.5 in. x 11.7 in.	11.7 in. x 17 in. (A3)	
RESOLUTIONS	200, 240, 300, 400 pixels per inch		
GRAY SCALE	64 steps		
SCANNING TIME (200 pixels per inch) Letter size:	1.7 seconds	2.2 seconds	
DOCUMENT FEEDING	Flat bed plus automatic document feeder (ADF) (up to legal)	Flat bed plus automatic document feeder (ADF)	Flat bed only
INTERFACES	RS-232C (control signal) + local (video signal)		
VIDEO OUTPUT	Binary video or dithered video (selectable by the half-tone switch)		
OPTION	Image processor board	Dynamic threshold circuit	
POWER REQUIREMENTS	100 to 120 VAC, 50/60 Hz; 220 to 240 VAC, 50/60 Hz; 220 V A		
OPERATING ENVIRONMENT	41°F to 95°F (5°C to 35°C), 20% to 80% (non condensing)		
DIMENSIONS (H x W x D)	6.6 in. x 20.9 in. x 15.2 in.	6.5 in. x 26.7 in. x 19.6 in.	3.3 in. x 25.9 in. x 19.6 in.
WEIGHT	40.0 lbs.	59.5 lbs.	48.5 lbs.




IMAGE SCANNER

- ▶ Scanner optimized for desktop publishing
- ▶ 64-level grey scale with 75 to 1,200 dpi resolution
- ▶ Many built-in image editing functions
- ▶ Black-and-white, multi-level or dithered output
- ▶ PC compatible

SPECIFICATIONS	IMAGE SCANNER
TECHNOLOGY	CCD Image sensor
DOCUMENT SIZE	8.5 in. x 11.7 in. (max)
RESOLUTION	300 dpi (75 dpi to 1200 by zooming)
GRAY SCALE	64 steps, dithered or 6 bit level (selectable)
SCANNING TIME	11.3 sec. (letter size)
INTERFACE	SCSI, with host adapter and cable for IBM 286/386 PC
SCANNING AND EDITING SOFTWARE	Fujitsu Paintbrush PB4+
INTERNAL SCANNER FUNCTIONS	<ul style="list-style-type: none"> — Zooming, 25% to 400% (1% steps) — Automatic Discrimination — Image Emphasis — Dynamic Thresholding — Cropping — Subwindows — Negative and Mirror images, illustration
POWER REQUIREMENTS	110 V 50/60 Hz, 130 VA or less, 220 V 50/60 Hz
DIMENSIONS (H x W x D)	3.8 in. x 12 in. x 18.1 in.
WEIGHT	13.2 lbs.

SHEETFEEDERS

- ▶ Increases productivity
- ▶ Adds flexibility
- ▶ Carefully designed to match each printer



SPECIFICATIONS	DX2100/DX2300	DX2200/DX2400
SHEETFEEDER MODEL		
<i>Single bin:</i>	ASF300-FJ2101	ASF300-FJ2201
TRAY/BIN CAPACITY	100 sheets	100 sheets
ENVELOPE BIN CAPACITY	N/A	N/A
PAPER FORMATS		
<i>Width (min./max.):</i>	5.8 in.–10 in.	5.8 in.–14 in.
<i>Height (min./max.):</i>	6.2 in.–14 in.	8.5 in.–14 in.
PAPER WEIGHT	16 lbs.–24 lbs.	16 lbs.–24 lbs.
TYPE OF FEED	Continuous	Continuous

SPECIFICATIONS	DL3300	DL3400	DL4400 DL5600
SHEETFEEDER MODEL			
<i>Single bin:</i>	ASF300-FJ3301	ASF300-FJ3401	D86L-6001-0603
<i>Second bin attachment:</i>	ASF300-FJ3311	ASF300-FJ3411	D86L-6001-0703
<i>Third bin attachment:</i>	N/A	N/A	D86L-6001-0753
TRAY/BIN CAPACITY			
<i>Single bin:</i>	100 sheets	100 sheets	160 sheets
<i>Second bin:</i>	100 sheets	100 sheets	100 sheets
<i>Third bin:</i>	N/A	N/A	100 sheets


ENVELOPE BIN CAPACITY	N/A	N/A	40–50*
PAPER FORMATS			
<i>Width (min./max.):</i>	5.8 in.–10 in.	5.8 in.–14 in.	7.2 in.–14.3 in.
<i>Height (min./max.):</i>	6.2 in.–14 in.	6.2 in.–14 in.	7.2 in.–14.3 in.
PAPER WEIGHT	16 lbs.–24 lbs.	16 lbs.–24 lbs.	16 lbs.–24 lbs.
TYPE OF FEED	Demand	Demand	Demand

SPECIFICATIONS	DL2400/DL2600/SP320
SHEETFEEDER MODEL	
<i>Single bin:</i>	ASF521
<i>Double bin:</i>	ASF522
<i>Triple bin:</i>	ASF523

TRAY/BIN CAPACITY	
<i>Single bin:</i>	220 sheets
<i>Second bin:</i>	220 sheets
<i>Third bin/envelope:</i>	50 envelopes

ENVELOPE BIN CAPACITY	50 (third bin only)
PAPER FORMATS	
<i>Width (min./max.):</i>	4 in.–14 in.
<i>Height (min./max.):</i>	8 in.–14 in.
PAPER WEIGHT	16 lbs.–24 lbs.
TYPE OF FEED	Demand

*1st Bin Only



IMPACT PRINTERS

- ▶ Printer ribbons
- ▶ Color upgrade kits
- ▶ Printerhead kits
- ▶ Transparency film sheets
- ▶ Forms tractors
- ▶ Font cartridges/cards

NON-IMPACT PRINTERS

- ▶ Maximizes print quality
- ▶ Cost effective
- ▶ Wide choice of typefaces for correspondence, desktop publishing and forms
- ▶ Optional paper bins



FUJITSU PRINTER SUPPLIES

PRINTER SERIES	PRINTER RIBBONS DESCRIPTION	RIBBON LIFE* (CHARACTER IMPRESSIONS)	USED ON PRINTER MODEL
DX	Black Fabric	3 Million	DX2100/DX2200/DX2300/DX2400/DPMG9
DX	4 Color Fabric	300,000 (Per Color Band)	DX2100/DX2200/DX2300/DX2400
DL	Black Fabric	15 Million	DL2400/DL2600/DPL24/DL4400/DL5600
DL	Black Fabric	3.5 Million	DL2400/DL2600/DPL24/DL4400/DL5600
DL	Black Film	210,000 (letter quality)	DL2400/DL2600/DPL24/DL4400/DL5600
DL	4 Color Fabric	3.5 Million (Per Color Band)	DL2400/DL2600/DPL24/DL4400/DL5600
DL	4 Color Transparency	2.5 Million (Per Color Band)	DL2400/DL2600/DPL24/DL4400/DL5600
DL	Black Fabric	2.5 Million	DL3300/DL3400
DL	4 Color Fabric	300,000 (Per Color Band)	DL3300/DL3400
SP	Multistrike Ribbon	250,000	SP320/SP830
SP	Black Fabric Ribbon	2 Million	SP320/SP830
BAND	Black Fabric	500,000 Lines	M3040/M3041/M3042/M3043

OPTIONS

PRINTER SERIES	DESCRIPTION	USED ON PRINTER MODEL
DX	Color Upgrade Kit	DX2100/DX2200/DX2300/DX2400
DX	Printhead Kit	DX2100/DX2200
DX	Printhead Kit	DX2300/DX2400
DL	Transparent Film Sheets	DL2400/DL2600/DPL24/DL4400/DL5600
DL	Printhead Kit	DL2400/DL2600/DPL24
DL	Color Upgrade Kit	DL3300/DL3400
DL	Printhead Kit	DL3300/DL3400
DL	Printhead Kit	DL4400
DL	Printhead Kit	DL5600
DL	Font Cartridges	DL2400/DL2600/DPL24
DL	Font Cards	DL3300/DL3400/DL5600/DL4400
DL	Pull Tractor	DL4400
DL	Forms Guide	DL4400

FUJITSU PRINTER ACCESSORIES

DESCRIPTION	PAPER WIDTH (MIN./MAX.)	PAPER WEIGHT (MIN./MAX.)	TYPE OF FEED
Unidirectional Forms Tractor (SP320, 830)	5 in.-16 in.	16 lbs.-24 lbs.	Continuous
Bidirectional Forms Tractor (SP320, 830)	5 in.-16 in.	16 lbs.-24 lbs.	Continuous

*Draft Mode

FUJITSU LASER PRINTER SUPPLIES

PRINTER SERIES	DESCRIPTION	APPROX. YIELD (PAGES)	USED ON PRINTER MODEL
RX	Process Cartridge	6,000	RX7100/RX7100PS
RX	Ozone Filter	36,000	RX7100/RX7100PS
RX	Toner Cartridge	10,000	RX7200
RX	Developer Unit	20,000	RX7200
RX	Drum Unit	20,000	RX7200
RX	Transfer Unit	60,000	RX7200
RX	Fuser Unit	120,000	RX7200
RX	Print Station Kit #1 Includes: — Drum* — Developer Station — Cleaning Station — Charge Corona — Transfer Unit	65,000 65,000 1,500,000 65,000 65,000 65,000	RX7300A/E/7400 RX7300A/E RX7300A/E RX7300A/E RX7300A/E RX7300A/E
RX	Toner Kit	12,000	RX7300A/E/RX7400

ACCESSORIES AND OPTIONS

PRINTER SERIES	DESCRIPTION	USED ON PRINTER MODEL
RX	Optional Second Hopper	RX7100/7200
RX	Font Cards	RX7100/7200/7300/RX7400
RX	Memory Expansion Boards — 1 MB RAM — 2 MB RAM — 4 MB RAM	RX7100/7200
RX	HP-GL Emulation Card	RX7100/7200/7300
RX	Universal Size Cassette	RX7100
RX	Adjustable Paper Cassette, 250 Sheets (handles A4, B4, Letter and Legal)	RX7200/7300/7400
RX	Legal Size Cassette	RX7200/7300/7400
RX	Large Capacity Hopper (1,000 Sheet Capacity)	RX7300/7400
RX	Second Input Hopper	RX7200
RX	Epson FX-85 Emulation Card/IBM Pro	RX7100
RX	Diablo 630 Emulation Card	RX7100
RX	PostScript Upgrade Kit	RX7100

PostScript is a trademark of Adobe Systems, Inc.
*Sold as spare

C U S T O M E R S E R V I C E

40

COMPLETE CUSTOMER SERVICE—THE PERFECT COMPLEMENT TO FUJITSU PRODUCTS

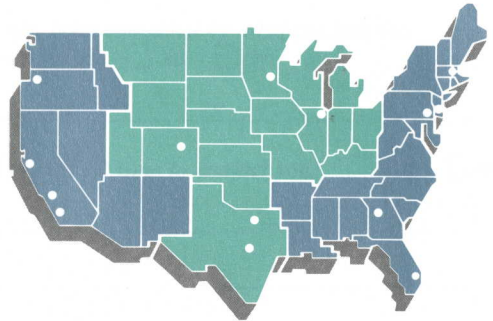
Unsurpassed computer products are only part of Fujitsu's story. The other part is our commitment to customer service.

Fujitsu America, Inc. has fourteen regional offices. Fujitsu products are sold to OEMs and through a network of highly qualified field service distributors. Printer products are serviced nationwide by Fujitsu Customer Service (FCS), a subsidiary of Fujitsu America.

The Computer Products Group also operates its own 131,000 square-foot distribution center in San Jose which, in addition to providing distribution for all products, handles inspections, inventory storage, and re-configuration of products, as well as carrying out all export regulations and data processing functions. The Group also operates a fully staffed 65,000 square-foot repair center in San Jose that's equipped with its own class 100 cleanroom.

R E G I O N A L O F F I C E S

41



CORPORATE HEADQUARTERS

Fujitsu America, Inc.
3055 Orchard Drive
San Jose, CA 95134-2022
(408) 432-1300
(800) 626-4686

10 Mall Road, Suite 210
Burlington, MA 01803
(617) 229-6310

12900 Whitewater Dr., Suite 290
Minnetonka, MN 55343-9407
(612) 932-9800

2516 Route 35, Suite 1204
Manasquan, NJ 08736
(201) 223-8222

BRANCH OFFICES

181 Metro Drive, Suite 450
San Jose, CA 95110
(408) 452-0890

5 Center Pointe Drive,
Suite 100, Lake Oswego, OR 97035
(503) 624-9266

18300 Von Karman Ave.,
Suite 650, Irvine, CA 92715
(714) 553-1250

5 Great Valley Parkway,
Suite 266, Malvern, PA 19355
(215) 648-3958

15303 Ventura Blvd., Suite 700
Sherman Oaks, CA 91403
(818) 905-1985

9430 Research Blvd., Suite 400
Austin, TX 78759
(512) 343-4514

1746 Cole Blvd., Suite 225
Denver West Office Park
Golden, CO 80401-3210
(303) 278-8717

300 E. Carpenter Fwy., Suite 1250
Irving, TX 75062
(214) 650-7701

1451 W. Cypress Creek Rd., Suite 300
Fort Lauderdale, FL 33309
(305) 771-7705

1945 Old Gallows Road
Vienna, VA 22182
(703) 356-5758

1355 Terrell Mill Road, Bldg. 1468,
Suite 250, Marietta, GA 30067
(404) 953-0130

CANADA

1 Pierce Plaza, Suite 1245
Itasca, IL 60143-2681
(312) 250-8230

6280 Northwest Drive
Mississauga, ON L4V1J7
(416) 673-8666

N O T E S