



EUGENE NEWSLETTER

PCjr CLUB

Volume 2,
Number 3
MARCH 1986

P. O. BOX 3695, EUGENE, OR 97403

A > REM: MARCH MEETING, THURSDAY, Mar. 13, 1986

MARK THE **SECOND THURSDAY** OF EACH MONTH ON YOUR CALENDAR FOR THE **PCjr MEETINGS**. Meetings start formally at **7:00pm** and doors will be open at **6:30pm** for set-up and "early birds" at the Library of **IDA PATTERSON SCHOOL, 1510 West 15th Street, Eugene**. (Notice will be made of any changes). Meeting dates for the year are: Mar. 13, Apr. 10, May 8, and June 13, July 10. **SEE YOU THERE?**

MARCH MEETING **THURSDAY, MAR. 13, 7:00pm**

APRIL MEETING **THURSDAY, APRIL 10, 7:00PM**

MARCH RAFFLE: Print Shop



The March Eugene PCjr Club Meeting Raffle will be the software program, **PRINT SHOP**, a gift to the Club from the manufacturer - Broderbund Software. (Thank you Broderbund, thank you!)

The Print Shop allows you to design and print all sorts of neat cards, stationary, flyers and banners. It is a program that children particularly like. (They'll go through printer paper like crazy making lots of delightful things! They get really creative with this program.) But adults can also find it enjoyable and useful - both in the home and in the office. It's a fun program everyone can put to good use! So support the club by buying some raffle tickets at the meeting.

PARTICIPATE IN THE MARCH RAFFLE! SOMEONE IS GOING TO WIN THE PRIZE. IT MIGHT AS WELL BE YOU! Be there - or be square.

MARCH MEETING AGENDA

1. Be a knowledgeable consumer when expanding your PCjr capabilities - Bruce Bayne
2. Demonstration of "Golden Oldies" - Gary Schaefer
3. Nomination of new officers

Come prepared for nomination of new officers. The term for each office is one year. The brief description of the jobs of each office are as follows. For a more complete description refer to the club constitution.

Continued on next page...

EXECUTIVE MEETING - The executive meeting will be held March 13, 1986, 5:15 at the library, or room to be announced, before the regular club meeting at Ida Patterson School library. All present officers should try to be present at the meeting. We will discuss future agenda.

To JOIN THE EUGENE PCjr CLUB:

Make out your check, money order or negotiable securities to: **EUGENE PCjr CLUB** and send to P.O.Box 3695, Eugene, OR 97403 with the following:

Name _____
Street _____
City _____ State _____ Zip _____
Phone(home) _____ (work) _____

The PCjr NEWSLETTER is a publication of the Eugene PCjr Club, P.O.Box 3695, Eugene, OR 97403. Annual dues are \$20/household, or the NEWSLETTER only may be obtained separately for \$12/year (as a service to more distant PCjr owners). Curious parties may obtain up to three issues, and attend up to three meetings without obligation for a "look see". Any materials published are in the interest of furthering the cause of the PCjr computer and its use. No guarantees are stated or implied by the staff or editor. All contributions and materials are gratefully accepted. Bill Roy, Editor 686-8416

It's 3 AM!



Do you know where your bugs are?

With an apology to GIMPEL SOFTWARE of Collegeville, PA and their PC-Lint software ad from which we garnered this cut... at nearly this early hour it seemed to represent how "we" felt, so in lieu of an editorial this month... ..and thanks to Lew Jones, Irene & Ken Nagao, and for a Sunday afternoon of their time spent working up the Newsletter!

MARCH MEETING AGENDA cont.

PRESIDENT: Conduct all meetings, Schedule and Conduct executive meetings, Organize presentations for each meeting, sign all official documents, and coordinate group activities.

VICE PRESIDENT: Assume duties of President in his absence. If needed share functions of the president.

SECRETARY: Keep minutes of all meetings and activities and present to Newsletter Editor to be published each month. Keep attendance at each meeting. Responsible for providing a computer at each meeting.

TREASURER: Collect and deposit money into the PCjr account. Maintain accurate records, report financial statement each month, collect dues and additional fees.

NEWSLETTER EDITOR: Compile and publish a monthly newsletter.

DISK LIBRARIAN: Collect and maintain IBM PCjr compatible software. Maintain a current catalogue of software.

DOCUMENTS LIBRARIAN: Collect and maintain publications relating to the PCjr. Maintain a current catalogue of publications.

MODEM CAPTAIN: Monitor local bulletin boards and record any information of interest to the club.

PUBLICITY DIRECTOR: Advertise club meetings and activities and recruit new members.

Ginny Dobson

Notes From the Last Meeting...

We started at 7:00PM sharp with a call for volunteers to fill officer positions for this year. If you would like to become more involved (and learn more in the process) with your computer club - contact any of us! There were handouts for new IBM prices and a listing of new classes for Val Com.

Del Shuck, service manager for Val Com, gave the main presentation of the evening. He demonstrated the procedure for using manufactured disks for the cleaning the disk drive heads. He also told us of the reliability of the PCjr keyboard and told of someone who actually put their keyboard in the dishwasher and it still worked afterwards (not the recommended maintenance procedure, by the way). He gave us two tips for keeping your machine functioning at its best: #1 - don't smoke around your machine (it messes up the insides of your machine somewhat like it messes up the insides of humans) and #2 - if you have a problem of static electricity, ground yourself to a piece of metal (even the screw on a grounded plug-in receptacle) before you touch your computer. Del also recommended the use of a good surge protector as you never know when a cheap one has lost its effectiveness.

Lew Jones demonstrated "Accutax 86," which is in our disk library. This looks just as powerful as any tax program I've seen; unfortunately it requires 192K and is good only for this tax season. But if you still need to file with the IRS, this looks like an excellent way to get the job done.

This month's raffle (an introductory class at Val Com) was won by yours truly - quite a surprise as I never win anything! Thank you, Val Com, for your support of our club. I will report all about my class in a future newsletter. Next month's raffle will be a copy of "Print Shop."

Short notes and announcements:

"Writing Assistant" upgrade is available -contact Dick Page.

"Flight Simulator" Scenery Disks do have Sales. (Bill Roy)

Weekend classes are available at Lane Community College - a very good bargain at 10 hours for \$20. (Jim Cox)

We can buy denatured alcohol in bulk - anyone interested? (Ginny Dobson)


PC-DOS, by Peter Norton (Brady Communications Co., Inc., Prentice Hall) is a good guide to explain everything the manual contains but in comprehensible language. (Rick Ubel)

If you would like to analyze one of the new disks as they come in and you write a short summary for the newsletter, you can have the disk for free - a \$5.00 saving.

See you at next month's meeting!

Dena Audette

Join your Computer Club NOW!



Topic: Color choices when writing BASIC programs

B.A.S.I.C. Programming:

CHOOSING YOUR COLORS

Trying to decide which colors to use when writing a BASIC program can be a bit confusing. How to state correctly the color you desire varies depending on the SCREEN mode you select. The B.A.S.I.C. manual doesn't seem to lay the options out very clearly. Maybe the following will help you budding programmers put some dazzle in your program designs.

Here is a chart of the COLOR statement numbers and a listing of the various SCREEN statements and their COLOR statement parameters:

B.A.S.I.C. COLOR STATEMENT CHART

Low Intensity Colors		High Intensity Colors	
Color	Text Style	Color	Text Style
Displayed:	Solid Blinking	Displayed	Solid Blinking
Column:	A B	Column:	C D
BLACK	0 16	GREY	8 24
BLUE	1 17	LIGHT BLUE	9 25
GREEN	2 18	LIGHT GREEN	10 26
CYAN (TURQUOISE)	3 19	LIGHT CYAN (PALE BLUE)	11 27
RED	4 20	LIGHT RED (PINK)	12 28
MAGENTA (PURPLE)	5 21	LIGHT MAGENTA (LIGHT PURPLE)	13 29
BROWN	6 22	YELLOW	14 30
WHITE	7 23	BRIGHT WHITE	15 31

Foregrounds: 0 through 31 (Columns A, B, C, and D)
 Background: 0 through 7 (Column A only)
 Border: 0 through 15 (Columns A and C only)

***** "TEXT MODE" *****

SCREEN 0 statement _____

(Resolution: Use WIDTH 40 or WIDTH 80 statement)

1.) COLOR Statement format:
 COLOR [foreground][,background][,border]

2.) Available Colors:

Foreground: 0 through 31 (Columns A, B, C, and D)
 Background: 0 through 7 (Column A only)
 Border: 0 through 15 (Columns A and C only)

***** "GRAPHICS MODES" *****

SCREEN 1 statement _____

("Medium Resolution Graphics Mode" - 320 x 200. Four colors available. 16K page size.)

1.) COLOR Statement format:
 COLOR [background][I,[palatte]]

2.) Available Colors:

Background: 0 through 15 (Columns A and C only)
 Palette: Uses only two numbers to allow a set (palette) of three color choices (called "attributes"):

Palette 0 uses attribute 1 for Green
 2 for Red
 3 for Brown
 Palette 1 uses attribute 1 for Cyan
 2 for Magenta
 3 for White

(These attributes may be selected when using the PSET, PRESET, LINE, CIRCLE, PAINT, VIEW, and DRAW statements.)

SCREEN 2 statement _____

("High Resolution Graphics Mode" - 640 x 200. Only Black and White Colors available. 16K page size.)

1.) COLOR Statement format:
 The COLOR Statement is not available to this screen. If used, it will result in an ILLEGAL FUNCTION CALL error.)

SCREEN 3 statement _____

("Low Resolution Graphics Mode" - 160 x 200. Sixteen colors available. 16K page size. Available only when using Cartridge BASIC.)

1.) COLOR Statement format:
 COLOR [foreground][I,[background]]

2.) Available Colors:

Default Position is a white (15) foreground on a black (0) background.
 Foreground: 1 through 15 (Columns A and C only)
 (0 will create ILLIGAL FUNCTION CALL message)
 Background: 0 through 15 (Columns A and C only)

Continued on next page:

B.A.S.I.C. Programming:

Continued from last page:

SCREEN 4 statement

("Medium Resolution Graphics Mode" - 320 x 200. Four colors available. 16K page size. Available only when using Cartridge BASIC.)

1.) COLOR Statement format:

COLOR [foreground][,[background]]

2.) Available Colors:

Default Position is a white (15) foreground on a black (0) background.

Foregrounds:

Uses the Palette colors rules mentioned for SCREEN 1. Palette allows a set (palette) of three color choices (attributes) to be used.

Palette 0 uses attribute 1 for Green

2 for Red

3 for Brown

Palette 1 uses attribute 1 for Cyan

2 for Magenta

3 for White

Palette 1 is the default mode. Therefore if COLOR 1,0 is chosen the text will be Cyan colored on a black background. COLOR 2,14 produces Magenta (purple) of a yellow background. Any other foreground numbers will create a ILLEGAL FUNCTION CALL message.

(These attributes may be selected when using the PSET, PRESET, LINE, CIRCLE, PAINT, VIEW, and DRAW statements.)

Background: 0 through 15 (Columns A and C only)

SCREEN 5 statement

("Medium Resolution Graphics Mode" - 320 x 200. Sixteen colors available. 32K page size. Available only when using Cartridge BASIC and at least 128K of memory. The CLEAR statement [to increase the available video memory] must be issued before this screen mode can be used. The statement form is: CLEAR,,,32768)

1.) COLOR Statement format:

COLOR [foreground][,[background]]

2.) Available Colors:

Default Position is a white (15) foreground on a black (0) background.

Foreground: 1 through 15 (Columns A and C only)

(0 will create ILLIGAL FUNCTION CALL message)

Background: 0 through 15 (Columns A and C only)

SCREEN 6 statement

("High Resolution Graphics Mode" - 640 x 200) Four colors available. 32K page size. Available only when using Cartridge BASIC and at least 128K of memory. The CLEAR statement [to increase the available video memory] must be issued before this screen mode can be used. The statement form is: CLEAR,,,32768)

1.) COLOR Statement format:

COLOR [foreground][,[background]]

2.) Available Colors:

Default Position is a white (15) foreground on a black (0) background.

Foregrounds:

Uses the Palette colors rules mentioned for SCREEN 1. Palette allows a set (palette) of three color choices (attributes) to be used.

Palette 0 uses attribute 1 for Green

2 for Red

3 for Brown

Palette 1 uses attribute 1 for Cyan

2 for Magenta

3 for White

Palette 1 is the default mode. Therefore if COLOR 1,0 is chosen, the text will be Cyan colored on a black background. COLOR 2,14 produces Magenta (purple) on a yellow background. Any other foreground numbers will create a ILLEGAL FUNCTION CALL message.

(These attributes may be selected when using the PSET, PRESET, LINE, CIRCLE, PAINT, VIEW, and DRAW statements.)

Background: 0 through 15 (Columns A and C only)

Have fun adding color to your programs! (Remember and appreciate this fact: Color comes "free" with your PCjr. PC owners have to pay extra for a "Color Graphics Adapter"!)

DOES ANYONE HAVE "PC TOOLS" SOFTWARE PROGRAM?

We have heard that Central Point Software, Inc. from Portland, OR has just come out with a software package which rivals that of NORTON UTILITIES at 2/5ths the cost. PC TOOLS is purported to be more powerful and easier to use. NORTON UTILITIES has been upgraded recently and we would like to compare the two and report on them in an upcoming newsletter and meeting. Does anyone have either program? If so, please send the club a note about the program you have. Thanks!

**SAY YOU SAW IT IN
THE EUGENE PCjr CLUB NEWSLETTER!**



Selecting Educational Software

by Susan Roudebush

Selecting software that augments your child's classroom instruction or that supplements educational activities at home represents an investment in an of itself. The selection process with a PCJr, is complicated further by the dynamics of a rapidly changing field upon a somewhat-misconstrued-stepchild piece of hardware. Nonetheless, many PCJr, owners purchased the Jr, because it offers superior color graphics display and resolution at an affordable cost. It is difficult to obtain good information to help guide the software selection process, as it is difficult to locate and keep track of reliable sources of information about the selection of Jr, software.

It is, therefore, the purpose of this article to: 1) provide some suggested criterion for making informed educational software selections; 2) share some accepted models for software selection by schools; 3) raise some issues for further thought; and 4) contribute further resources that are helpful for making software selections.

Asking and answering the following questions when considering the purchase of an educational program for the PCJr, will save time, frustration and money:

1. Does the program run?
2. Is the program easy to use?
3. Is the program educationally valid?
4. Who is in control--child or machine?
5. Does the program present learning concepts in a harmonious and wellbalanced fashion?

The first question provides a (hopefully) simple answer, but it includes testing out "wrong" answers to introductory commands to see how the program reacts (example, "0" for "0" or "1" for "1"). If the program then won't run, cease further investigation.

Secondly, the program should consistently and easily give information using standard command prompts; "press return..." is the convention used within computer programming and popularly adapted by many software producers. Check the spelling and punctuation in instructional copy, as well.

Don't be overwhelmed by the technology (if you are, cease further consideration!), but pay careful attention to your response to the

material. If there appear racial, sexual, or other ethnic stereotypes, the educational value is negative. A well articulated purpose of the program should be easily visible within the packaging and attainable by the user. The level of difficulty should be appropriate to the target audience. Use should motivate further use, and creativity should be effectively stimulated. The learning activity should be suited to the use of the computer (versus print or film).

The notion of being "in control" refers to the ability of the user to control how much time the information stays on the screen and make the machine continue by pressing the return key. The computer needs to be seen as a tool for attaining information and skills rather than a whip cracker. Allowing the learner to progress at a personal pace and appropriate sequence are beauties of good educational software.

Finally the program should present concept in such a way that it attracts the user's attention and quickly conveys the information needed. With the PCJr's graphic, sound, and color capabilities, a wide range of qualities are possible. Pay attention to the overall use of effective sensory stimulation. The graphics should be logically related to their use and reinforcing. Sound should be provided in harmony with the other parts; sound can be used to call the learners attention, and as such provides a powerful element of the computer's instructional abilities. The blend of sight, sound and touch, when harmonious may create a very stimulating and instructional environment.

To evaluate educational software for your home requires being sensitive, having a critical eye, ear and kinesthesia, and practice. Observing a child's reaction is a valuable concomitant, as well. These guidelines should provide a healthy beginning.

Bruce McKinlay published an article five years ago which addressed major issues for computerized career information software. The concepts afford merit for educational software in general. They follow:

1. Does the software interface with other instructional tools and processes?
2. How effective is the mechanized delivery of information compared with other means of delivery?
3. Can the software be operated by the user?
4. Is the display of information logical and flexible, so as to optimize

Selecting Educational Software

Continued:

individual pacing?

5. Does the software make an impact on those who use it?
6. Is it useful to a wide variety of people?
7. Is the software attractive to the user?

The Educational Products Information Exchange has been evaluating educational software since 1967. "EPIC" provides software evaluations for PCjr, software in a new "filecard" format. The Lane County E.S.D. has a copy of EPIC's latest publication, and Lane County residents can view this publication by contacting Sam Miller at 687-6500. The Lane County E.S.D. additionally has a microcomputer laboratory with a PCjr., a couple of IBM PC's, and an educational software review library which is available to the community by first calling Sam Miller. The Lane E.S.D. is also an IBM selected software resource center. By the end of February, the Lane E.S.D. will have received several new IBM software products for public review.

I hope that this article has provided some useful criterion for selecting software, shared some worthwhile educational models, supplemented the reader's resource bank, and stimulated thoughts.

Susan Roudebush, Eugene PCjrs.

NOTES ON THE FEBRUARY RAFFLE:

(A note on the February Raffle: ValCom (2190 West 11th, Eugene) generously donated three hours of course instruction for our February Raffle (a \$75 value). Congratulations go to the winner, Dena Audette, who will be able to select any one of ValCom's seven introductory level courses to attend.

If you want to know more about how to use your PCjr you should look into the courses ValCom has to offer. Two of the courses are worthwhile for any PCjr owner - "Understanding Computers" and "Introduction to DOS". Five other courses were also available as raffle choices and are introductions to specific software programs: WordPerfect, Wordstar, Microsoft Word, Dbase III, and Lotus 1-2-3.

(ValCom also has many intermediate and advanced level course available, but alas they weren't available as part of the February Raffle.)

Our hats are off to ValCom for their generous donation. Thank you, thank you, thank you!!

REVIEW OF:

GENEALOGY ON DISPLAY

by Sarah Eoyang

by Melvin O. Duke
#DO37 in Club Library

Mechanical:

Needs: 128K and Basic Cartridge
Dos 2.1
IBM or compatible printer

Startup: 1. insert cartridge
with 2. load DOS
one 3. type: Mode CO80
drive 4. type: BASIC/S:256
5. swap DOS disk for
Genealogy disk
6. type: RUN "RUNFIRST"
7. follow screen instrs.

Content: All files are in BASIC and the programme is in color. Its purpose is to record, store, sort and retrieve genealogical data. Pedgree charts, family group sheets and descendant charts are compiled automatically by the programme from your data. They can be viewed on screen and printed.


An 85 page manual is on the disk. Printing and assembling this is tiresome, but I recommend it. Though somewhat repetitious, its explanations are lucid. All procedural questions are answered with hardly a word of jargon.

As set up, the programme accommodates 500 persons and 200 marriages. This can be extended by simple editing. Space provided for LDS (Mormon) ordinances can be removed if not wanted.

This is not a "how-to" programme or a tool for writing a chatty family history. It needs hard facts as input-names, dates and places. Once you have fed it what it asks for, it will organize it all beautifully for you.

Though written for the serious genealogist, it occurs to me that a teenager with four living grandparents to question could learn a lot about him/herself from this.

Next month's review: FASTYPE DO44



PC-WRITE VERSION 2.6 PC UPGRADES:

For those of you who are on Quicksoft's newsletter mailing list you might want to know about their delays in getting out the next versions of PC-WRITE.

The current version of PC-WRITE is v. 2.5. Their newsletter, "Quick Notes", indicated in August 85 that version 2.6 would soon be out and that version 3.0 would be out in early 1986. The January 86 "Quick Notes" states that version 2.6 will be ready in February or March. The latest word (via a personal letter from them) says version 2.6 will be out in April 86 and that version 3.0 will be out in "late 86". (Don't hold your breath!)

This is typical of advance notices on the issuances of upgrades as well as promotions of "soon-to-be-released" new software. It never gets done on time. (Sound familiar?)

The Club Disk Library will offer the PC-WRITE version 2.6 for you to try out as soon as it becomes available. We'll let you know in an upcoming newsletter (once the disk has actually arrived!)

The IBM PCjr Report
from The PCjr Club, Schaumburg, IL 60195

New in the mail this month is a newsletter billed as "The National Newsletter for PCjr Owners". With some clever articles, and reprints of the best available in other's newsletters, this one is available for \$18/12 mos. and had 16 pages. We were amused by the editorial, "The Big MAC vs. The Junior", and the Reader's Survey #2, which questioned how much use of unauthorized copies you (we) indulge in, how many copies we have, how many we USE, how did you obtain the copy, etc. and an accompanying article SOFTWARE PIRACY AND THE PCjr. We'll have our exchange copy at the next meeting for your perusal.

EXTERNAL DISK DRIVES:

CREATIVE FIRMWARE (see ad to the right), of Richardson, TX, produces the Drive-IIA Adapter permitting interfacing of an external DSDD disk drive to the PCjr. The Drive-IIA Adapter plugs into the MODEM slot on the PCjr and is recognized as drive "B". The Drive-IIA adapter is priced at \$89 each plus \$5 shipping/handling, with a case and power supply available at \$35-45 from True Data Products (800-635-1146), and the disk drives themselves from B.G. Micro (or other sources), for about \$65 (214-271-5546). The entire package is available from PC Connection, (now handling all PCjr Connection calls) 1-800-243-8088.

New from
Springboard Software:
GRAPHICS EXPANDER and
CLIP ART COLLECTION Vol. 2

THE GRAPHICS EXPANDER PROGRAM IDEA LOOKS GOOD
(or IF YOU CAN'T BEAT THEM, JOIN THEM!)

We have just received an announcement from Springboard Software (makers of The Newsroom and Clip Art) that they will soon have a set of over 300 new graphics available for the IBM which are to be use with Borderbund Software's 'The Print Shop'. The program will include some "powerful drawing and editing tools and will be able to capture hires graphics from other sources so they can be used in 'The Print Shop'. Their suggested retail price will be \$39.95 and "will be available soon for the IBM". (It is now out for Apples.)

CLIP ART COLLECTION FOR BUSINESSES

Also announced is the newest collection of clip art for 'The Newsroom' program. It is specifically oriented towards large and small businesses. There are over 800 pieces of clip art with dozens of "business" categories. If the other clip art seems too "childish" for your purposes, this new collection might be just what you need. It is available now for the IBM at the suggested retail price is also \$39.95.

**PCjr 2nd
Disk Drive**

COMPLETE PACKAGE

\$ 209

COMPLETE PACKAGE

Creative Firmware
P.O. Box 850064
Richardson, Tx 75085

800--622--4070

312--564--4470

The PCjr NEWSLETTER will accept advertising as follows:

COMMERCIAL AD RATES: per insertion- two pages \$70; one page \$40; 1/2 page \$25; and 1/4 page is \$15. Cash in advance.

CLASSIFIED: "For Sale" ads are \$2.00 for 25 words, on commercial transactions, free to members where information only is exchanged. Ads should be placed by two weeks before the next club meeting.

Tecmar 128K memory expansion w/clock and parallel printer port. Comes with 24 programs (banner, checkbook, calendar, cronograph, roladex, forms, memo...) \$149.95 485-7334


LEGACY TECHNOLOGIES has a new 8088 micro-processor chip to replace the one in your Jr, for a 10-20% improvement in speed, at \$20.00. They also have a cartridge keyboard "buffer" to give you a 47 character lead if you type faster than your computer does "it's thing". LEGACY has a number of Jr. products, many of which are at special prices, so why not give them a call at 1 (800) 228-7257.

IBM has a new listing price listing out of Jr,s and Jr. accessories, such as a Jr. with 2nd disk drive, \$798.00; power cords, \$99 [one of the most frequently listed failure-prone parts] the IBM (internal 300 baud) modem [which does NOT get many rave reviews, \$99.00; and other cords, cases, serial adapters, etc.

The EUGENE IBM PCjr CLUB received a letter and price lists from a SHIU SHING CHEUNG of Hong Kong, and while their Optical Mouse seems to be a value at \$85 (postpaid, with supporting software, interface, manual, etc), his software caught our attention... every name is there... LOTUS 123 (\$78); CROSSTALK XVI (\$20); dBASE III (\$52); FRAMEWORK 1,1 (\$80) WORDSTAR 3,3 (\$38); SUPERCALC 3 (\$50).... didn't these guys sign the international copy-right agreements? Anyone else have any word on this guy? These are with manuals, yet... !!!

PAPERPLUS - COMPUTER PAPER SALE

PaperPlus of Eugene, Portland and Tigard has clean edge continuous feed computer paper (9 1/2 x 11, #20 plain) on slae through March 8th and \$17.95 per carton (2700 sheets per carton). A good deal if you get there soon, so hurry!



EUGENE PCjr CLUB

P. O. BOX 3695,
EUGENE, OR 97403

FIRST CLASS



PAGE, RICHARD
5025 WILLAMETTE STREET
EUGENE, OR 97405

