



EUGENE

NEWSLETTER

PCjr CLUB

Volume 3  
Number 1

Jan. 1987

1011 Valley River Way, Suite 220, Eugene, OR 97401

JANUARY PCjr MEETING AGENDA

A> January 15 General Meeting will be held at Ida Patterson School Library, 16th and Polk, Eugene. Set up and disk sales will start at 6:30pm, the meeting will begin at 7:00pm.

- 1) Opening and Announcements.
- 2) Time & Money Financial Monitor Demo, Jim McWilliams.
- 3) Break, Disk Sales.
- 4) Pro-Set Football Demo, Jim McWilliams.
- 5) Questions and Answers.

(Editor's Note: Both demonstrations tonight are by Club President Jim McWilliams. All of us have favorite software and hardware. Please volunteer 20 minutes of your time to share your information. We will all benefit. Thank you.)

TIME AND MONEY FINANCIAL MONITOR  
- Jim McWilliams -

The TIME AND MONEY program is a Shareware program created by Dan Marcellus of Middletown Programming Works of Middletown, New York. It is available in the Club Disk Library for \$5.

The program is similar to the better-known (and much more expensive) program, "Andrew Tobias' Managing Your Money." The program allows you to track your money, create and use budgets, project how certain financial plans will work out for you in the future, and give you analysis to help with common financial decisions.

The program runs well on the PCjr as well as other IBM PC compatibles. It requires 128K of memory and one double-sided floppy disk drive. The program has five major modules: 1) Financial Record Keeping; 2) Budgeting Activities; 3) Cash Projections; 4) Common Financial Calculations; and, 5) Best Buy Decisions.

The Financial Record Keeping System is the heart of the package. It interacts with the Budgeting System and the various reports that can be generated with the program. The Financial Record Keeping System will keep track of four separate checking accounts and two savings accounts. It is a menu-driven system that allows you to enter several different types of transactions. You will be prompted for the necessary information such as the date, what account, who was paid, and explanation of the payment, etc. A transaction can later be changed or deleted. They can be sorted by date, by budget category, by check number, etc. The transactions can be inspected on the screen or printed out.

As noted earlier, the Budgeting System interacts with Financial Record Keeping System. The first thing you do is create a budget by specifying to the system, spending and saving targets. You can create up to forty different categories. This module will then allow you to create a budget variance report that examines all transactions to find ones that fall within the period you have specified for your budget. Then, for each budget category, it lists what you wanted to spend, what you did spend and the difference. →


The Cash Projection Module allows you to answer questions like: when our daughter is ready for college, how much money will we have to save to help her? The cash projections are done by setting up income and expense items. You will need to tell the program whether an item is an income or an expense, how much it is, when it starts, when it stops, and how it repeats. You also must tell the program how much money you expect to start with and how long the projection is to run.

The Common Financial Projection Module does various mortgage calculations and finds present values and future values of single payments and of a series of payments.

The Best Buy Module tries to help you make intelligent decisions about the two biggest buying decisions, a car and a house. These are complicated calculations that take into account such things as real estate fees, tax advantages, property appreciation, interest rates, mileage, maintenance necessary and how long you plan to own the property. You must supply the program with current information regarding the current inflation rate, the present lending rate, etc. The program also makes a number of assumptions and therefore, you must be sure you concur with the assumptions or else the results may be meaningless to you.

The program is a little slow at times, but that is not really bothersome. Also, to generate some of the reports, you have to first sort the data in the manner of your report. If you do not, it gives you nonsense answers or no answer at all.

However, on the whole, TIME AND MONEY performs well and is well worth the \$5 Club purchase price. Marcellus (the author) asks that you submit \$50 if you find the program useful. Your \$50 will provide you with updates to the program as they occur (for a minimal fee) and an expanded user manual. With the ten-page manual that is on the disk and the ease of operation of the program, the expanded manual alone would not be worth the \$50.




PRO-SET FOOTBALL  
- Jim McWilliams -

PRO-SET FOOTBALL is a recent addition to our Club's Disk collection. This is a strategy football game that will both challenge football enthusiasts and help teach non-football people about the game. This is a program created by Ed Hagen, a Lane County Assistant District Attorney, but the program is marketed out of Beaverton.

The program is written in advanced BASIC and runs well on the PCjr. The version we have is the 1985 edition that uses actual player statistics from the 1984-85 NFL season and the statistics of players from the great professional teams of 1960-81. The program is both visual and text. It shows no actual movement of players but does show offensive and defensive formations. → pg 3

Each player picks a team from the menu, then attempts to use that team's strengths and exploit the other team's weaknesses. It helps to know something about the teams, i.e. were they a dominant passing or running team, was their defense noted for its pass rush or defensive backs, etc. When a player is on offense, he/she can pick from one to six different offensive formations and then from one to fifteen offense plays from that formation. The formation picked is then displayed visually on the screen for the defensive coach's reaction. The defense can pick between ten different defensive schemes. The defensive menu provides a help screen that gives easily-understood explanations of the defenses possible and their accompanying strengths and weaknesses. That defense is then displayed on the screen and the play is run. No movement is actually seen but a text, play-by-play, is displayed on the screen. The effectiveness of a play is realistically determined by the defense that was used against it.

PRO-SET FOOTBALL is easily run and performs well. However, it could be improved with some color, sound effects and movement. I do feel the game is enjoyable to play and recommend it to the members.



IBM recently announced a 40 per cent-plus price cut to retailers on its PCs, a move that could bring the price of an IBM PC to below \$1,000. Is this how the computer giant will reenter the home-computer field it abandoned with the PCjr? (T.R. Reid and Michael Schragei, Computer Report January 1, 1987, Register-Guard, Washington Post Writers Group)

The EUGENE PCjr CLUB NEWSLETTER is available for \$12/year, or as part of the paid-up Eugene PCjr Club membership at \$20/year. Interested parties may obtain one copy of the Newsletter free on request before subscribing. The editor accepts no responsibility for the accuracy or reliability of the information, opinions, or materials contained in this Newsletter. Reprint permission is freely given; please credit the appropriate author and the EUGENE PCjr CLUB NEWSLETTER. All contributions are gratefully accepted.

Make check or money order payable to:

EUGENE PCjr CLUB, 1011 Valley River Way, Suite 220, Eugene, OR 97401; with the following:

Name \_\_\_\_\_  
 Street \_\_\_\_\_  
 City \_\_\_\_\_ State \_\_\_\_\_  
 Phone(h) \_\_\_\_\_ (w) \_\_\_\_\_

Upon receipt of your application for membership, we will send a questionnaire for you to complete and return.



NOTE FROM THE EDITOR

I have been remiss in reminding you to keep up with maintenance on your Junior. "Guide to Operations" list specific instructions on pages 6-21. Ctrl-Alt-Ins starts the self-diagnostic tests which include: the color bar displays; amount of memory installed; followed by six pictographs of a disk, screen, a modem, a speaker, a keyboard, and a joystick. The next screen, or page in this self-test program, contains a printer test. For best results, conduct these tests after referring to the "Guide to Operations".

Q. How do these items work: joystick, koala pad, mouse, light pen?

A. These items are all INPUT devices. This means that they convert information from the outside world (us humans) to a form that the computer can use. The five devices here named deal exclusively with X/Y axis, such as up/down, and left/right on graph paper.

A JOYSTICK simply translates the position of the stick into an electrical signal that varies. Depending on how we move the stick, the signal can register up/down, left/right, or a flowing combination of both. The input we give the JOYSTICK is considered ANALOG, since it generates a smooth higher or lower signal. The computer circuits that connect to the JOYSTICK converts this ANALOG information to DIGITAL signals, which the computer needs. In theory, the other items (excepting LIGHT PEN) work very similiarly. generates a smooth, higher or lower signal. The computer

The KOALA PAD uses a finger or stylus to impress a point or drawn line or motion that gets translated to DIGITAL.

An OPTICAL MOUSE requires a desk pad of material with small, evenly printed black dots on it. The OPTICAL MOUSE uses light to measure direction and distance. It passes over the dots, which change the light signal.

The MECHANICAL MOUSE contains, underneath and inside the body, a small rubber-like ball. This ball rolls on the desk surface and translates movement into the DIGITAL signal.

The LIGHT PEN is operationally different due to the fact that it picks up its information from the monitor screen. The tip of the pen is aimed at the desired point on the screen, and the pen circuitry (combined with the computer hardware and software) translate the pen location into a screen coordinate.

All of these devices have some sort of a trigger button: MOUSE 2/3 buttons; JOYSTICK 1/2 buttons; KOALA PAD 1/2 buttons; LIGHT PEN 1 button. These buttons send a simple on/off signal to the computer when pressed. The button is necessary to define start/intermediate/stop points along the drawn line. Depending on the software, these input devices may or may not require the button being held while moving the device. Software is usually included in the form of a DRIVER, which controls the computer's internal hardware to understand the specific peripheral's functioning. One exception to this rule is the JOYSTICK. It simply hooks up to the computer and needs a DRIVER only for specific graphics drawing program. (FOX TALES, Fox Valley PCjr Assoc., Plainfield, IL 9-86)

HELPME: Nancy Scott 746-2442  
 Charlie Halbrook 747-4948

EUGENE PCjr CLUB OFFICERS

President: Jim McWilliams 485-7334  
 VPres/Pub: Bruce Bayne 343-6274  
 Sec/Treas: Terry Hendrix 342-6340  
 Refreshments: Elleen Levy 343-7592  
 Newsltr Ed: Paddy Dawson 689-9337  
 Ad Manager: Allen Dawson 689-9337  
 Disk Librarian: Louie Levy 343-7592  
 As't Disk Lib: Mary Burich 484-5069  
 Modem Captain: Jim Cox 747-8077

Home Computer for Sale. Never been figured out. - Schochet -

HEARD ON THE STREET  
- Dick Page -

## WORD PROCESSORS UPGRADED:

Microsoft recently announced that MICROSOFT WORD V3.0 for PCs has been upgraded to Version 3.1 by the addition of the Word Finder thesaurus, more laser printer support, and automatic line and column numbering capabilities. Owners of WORD Version 3.0 can upgrade for \$25. Those who purchased 3.0 after September 1 will receive a free upgrade.

Quicksoft is coming out with PC WRITE Version 2.7. The program offers a memory-resident spelling checker that can either check words as they are typed or scan the document all at once for misspelled words. It also features Screen Clip, which allows users to "clip" portions of screens from other programs and insert them into PC WRITE documents. The Club Disk Library should have upgrades available soon. Watch for the announcement.

IBM WRITING ASSISTANT recently had a major upgrade from Version 1.01 to 2.0. It is available from IBM authorized dealers for \$75 and returning the original, purple-colored cover page of the user's guide as proof of purchase. It also can be purchased directly from IBM at P.O. Box 3160, Wallingford, CT 06494. To locate the dealer in your area, call 1-800-447-4700.

IBM WRITING ASSISTANT Version 2.0 will not run on a PCjr with only 128K. It requires a minimum of 256K. It includes a thesaurus, overlay menus, improved printer support, display of DOS directories with cursor-control selections, and several other features not found in earlier versions.

Buttonware Inc. also has an updated version of its word processor, PC TYPE+, that now offers mail-merge features, a spelling checker, and wider text lines for up to 240 characters. It requires a minimum of 256K and sells as Shareware for \$69.95. Users can upgrade older versions for \$25.

If any of you decide to buy one of these upgrades, please let the Club know your opinion of the upgraded version. We appreciate the feedback.

MORE KING'S QUEST II HINTS:  
(FAMILY COMPUTING, Sept. 1986)

Q. How do I get by the ghoul without giving him the broach, earring, or bracelet?

A. Try wearing what you find underneath Grandma's bed.

Q. How do I unlock the chest in Dracula's tower?

A. You need the silver key that you get if you kill Dracula in his coffin. To do this, you must have the stake and mallet.

## COURT BACKS SPECIFIC COPYRIGHT:

A federal court judge in California has upheld a developer's right to copyright "the overall appearance, structure, and sequence" of screens used in a program's user interface. This is seen by some as a blow to low-cost look-alike software clones.

The suit upon which this ruling is based resulted from Broderbund Software's contention that Unison World, Inc. PRINTMASTER copied the menu screens, input formats, and sequencing of screens from Broderbund's PRINT SHOP. Unison World has appealed the ruling.

(INFOWORLD, October 20, 1986)

**WHY JOIN A USER GROUP?**  
(Capjug Connection Journal of the Chicago Area PCjr User Group, #12, Gelnview, Illinois)

Everyone has their own reasons for joining a user group. Some join to gain the knowledge and experiences of other members. Some for the contacts that can be made. To use the latest buzzword, they are NETWORKING! Some for the special discounts a large group can get or to see the live presentations of products. For others, it's just a night out. Whatever your reason, be active, get involved. This group needs your support. Why not volunteer to run a committee or sell raffle tickets? This group is for you.

(Yes folks, here in the Eugene-Springfield area is a very active user group: the Eugene IBM PCjr Club. Did I say that the group is active? Pardon me. I meant to say that the Executive Committee is very actively trying to, and succeeding in, meeting the needs of a 50 plus member club, as well as the additional 30 plus people who are Newsletter subscribers only. Now all we need is a little payback, in terms of commitment, from the rest of the members. If those who are reading this want our Club to succeed in the New Year, it will take the efforts of all the Club members, not just a dedicated few. For information on how you can contribute to our Club's success, call any one of the Executive Committee members whose names and phone numbers are listed elsewhere in this Newsletter. Thank you. Paddy Dawson, Editor)

\*\*\*\*\*

NEEDED: Christmas cards, new and used. Call 689-9337.

**LETTER QUALITY VS DOT-MATRIX**  
- Allen Dawson -

Up until now, the Newsletter has been printed, exclusively, on a Teletex Letter Quality Daisy Printer. Part of January's Newsletter has been printed with that same Teletex, and part has been printed (such as this note) on a Panasonic KX-P1080i Dot-Matrix.

Compare the two styles and let us know which is easier on your eyes and easier to read. Thanks.



LOTUS MOVES PAST 1-2-3  
(Business Week, 12-22-86)

FREELANCE, GRAPHWRITER: 1-2-3 compatible graphics products, bought from GCI Inc.

THE APPLICATION CONNECTION: Networking software that allows 1-2-3 to extract data from mainframe computers.

ONE SOURCE: A financial database service including material such as Standard & Poor's and Value Line Market reports, stored on CD-ROM and updated weekly.

MANUSCRIPT: A word processing program for engineers.

MEASURE: A data-collection program that can feed scientific test measurements into 1-2-3.

HAL: Software that makes it possible to operate 1-2-3 with English commands.

FREELANCE PLUS: An enhanced version of Freelance, the graphics software program.

LOTUS EXPRESS: An electronic mail program.

## LETTER TO THE EDITOR

Dear Editor: Please elevate my status from Newsletter subscriber to member. I appreciate the Letter to the Editor by Bob Carson about the Creative Firmware second disk drive problems. I was on the verge of buying one.

I have an ulterior motive in upgrading my status to member. I have a favor to ask. I really would like to upgrade my IBM sidecar memory. The May 1986 JUNIOR REPORT article by Randy Rumbaugh sounds just like what I need. Could you send me a copy of that article? I enclose a self-addressed, stamped envelope.

My favorite software programs are: TEXTRA, a word processor costing \$9.95 from Ann Arbor Software, 407 N. Main, Ann Arbor, MI 48104; AS-EASY-AS, a Lotus 123 look-a-like spreadsheet requiring 256K, costing \$30 from Trius, Inc., 15 Atkinson Street, Lynn, Mass. 01905; PC-FILE III from your Disk Library; PC-OUTLINE, an outline creator costing \$54.95 from Software Development, 750 Stierlin Rd., Suite 142, Mountain View, CA 94043; PC-LEDGER, a general ledger accounting program with journal features for cash receipts, cash disbursement, sales, and purchases costing \$59 from PC-Ledger Systems, P.O. Box 91501, Santa Barbara, CA 93190-1501.

If you would like a review for the Newsletter, I would be happy to write one. Please specify the desired length. I was introduced to the Newsletter by Bill Roy from TIBERBEAST magazine. I have enjoyed the Newsletter. I especially appreciate both hardware and software product reviews and information. Thanks and keep up the good work. Yours truly, Dick Houser.

Dear Dick: Welcome to the Eugene PCjr Club. We're glad to have you aboard. The copy of the article you wanted is on its way to you. Hope it helps. If not, let us know. Yes, please do write reviews of all the programs you mentioned. The overworked editor is always thrilled with articles from new and current members. Make the reviews as long as you need to explain the program. Or, just gauge the length by others in this Newsletter. Hard copy, please. And thanks for the referral, Bill. Cordially, Paddy Dawson, Editor.

## CORDLESS MOUSE

(Computer Currents, 2 December through 15 December 1986, San Francisco, CA)

The Torrington Company introduced a cordless mouse for the IBM PC and compatibles. The mouse uses an infrared data link which transmits information to a small receiver that Velcro-mounts on the monitor or computer.

The mouse uses two small wheels instead of a ball and has a suspension system that provides positive traction on a variety of surfaces, at almost any angle, without a special tablet.

The cordless mouse is effective up to eight feet from the receiver. It operates up to 10 hours on a charge and works even at a 45-degree angle. It can also be plugged in and used with a conventional cord, charging itself during use.

Suggested retail price is \$229. The package includes the mouse, receiver/charger with power pack, driver diskette, user manual, and a 25-pin-to-9-pin adapter for the IBM AT. Call 203/482-9511 for more information.

Jan. 1987

The EUGENE PCjr NEWSLETTER will accept advertising as follows:

COMMERCIAL AD RATES/insertion:

- 1 page - \$18.00
- 1/2 page - \$ 9.00
- 1/4 page - \$ 5.00

CLASSIFIED: "For Sale" ads are \$2 per 25 words for commercial transactions; free to members where information only is exchanged.

Ads should be placed two weeks before the next Club meeting. All ads are cash in advance.

Many of our Club members are seeking high quality, competitively priced hardware and software for their Juniors. We'd like to hear from you!

NEEDED: Computer paper, used on one side okay. Call 689-9337.


HOW TO USE THE .BAS EXTENSION (David Tooker, Gresham, Oregon, The Junior Report 9-86, Schaumburg, IL)

Instead of writing the basic files down, simply type BASICA, then when the BASIC prompt (OK) appears, type FILES. This is similar to DIR command in DOS, all the files on the diskette in the drive will be listed.

However, most diskettes with BASIC programs on them have room for the BASICA.COM file to be copied to them. Once this is done, all one has to while still in DOS is type "BASICA FILENAME" (BASICA (space) name of basic program minus .BAS extension). This will not only call up basic, but will also load and run the BASIC Program. Saves a lot of keystrokes.



# EUGENE PCjr CLUB



1011 Valley River Way, Suite 220  
Eugene, OR 97401

RICHARD PAGE  
5025 WILLAMETTE STREET  
EUGENE, OR 97405

