



EUGENE

NEWSLETTER

PCjr CLUB

Volume 3  
Number 2

Feb. 1987

1011 Valley River Way, Suite 220, Eugene, OR 97401

FEBRUARY PCjr MEETING AGENDA

A> February 12 General Meeting will be held at Ida Petterson School Library, 16th and Polk, Eugene. Set up and disk sales will start at 6:30pm, the meeting will begin at 7:00pm.

- 1) Opening and Announcements.
- 2) PC-PAINTBRUSH demonstration by Bruce Bayne.
- 3) Break, Disk Sales.
- 4) COLORPAINT demonstration by Bruce Bayne.
- 5) Questions and Answers.

PC-PAINTBRUSH VS COLORPAINT  
- Bruce Bayne -

I will finally be giving the demonstration of PC-PAINTBRUSH at this month's (Feb) meeting. Please refer to the article on PC-PAINTBRUSH in the November Newsletter for more information on this program.

I will also be giving a demonstration of COLORPAINT at this month's meeting. This is a new program we have in our Disk Library and is similar to PC-PAINTBRUSH. We can then make some comparisons between the two programs, one shareware and one expensive.



A> All are welcome to attend the Officers Meeting, February 24, at 5:30pm at Ida Patterson School. Remember to turn in your articles for the March issue of the Newsletter either at that meeting or send them to the Club two weeks before the next meeting, which will be held March 12.

NEEDED: CLUB OFFICERS NOW!

As of this month, the Eugene PCjr Club has no secretary/treasurer. This position entails keeping the Club's books (very simple, honestly) and printing the labels for the Newsletter. This position needs to be filled as soon as possible. For more information, call Jim McWilliams at 485-7334.

While we are on the topic of Club Officers, remember that April is elections month. Most of the positions will open. If we want the Club to continue as successfully as it has in the past, we need officers who will be as dedicated as all our officers. Think of all the benefits you have received while members of the EUGENE IBM PCjr CLUB. Now it's your turn.



The EUGENE PCjr NEWSLETTER will accept advertising as follows:

COMMERCIAL AD RATES/insertion:

1 page - \$18.00
1/2 page - \$ 9.00
1/4 page - \$ 5.00

CLASSIFIED: "For Sale" ads are \$2 per 25 words for commercial transactions; free to members where information only is exchanged.

Ads should be placed two weeks before the next Club Meeting. All ads are cash in advance.

Our Club members are seeking high quality, competitively priced hardware and software for their Juniors. We'd like to hear from you!



NEWS FROM THE DISK LIBRARY  
- Mary Burich -

**PRO-SET FOOTBALL:** See the January issue for information on this program donated by Jim McWilliams.

**DOSAMATIC:** A fine program. Well-written with attractive screen display in full color. A menu-driven file manager and multi-tasking facility. Multi-tasking is running several programs at the same time, switching among them with the use of a "hot key". DOSAMATIC lets you run just about any program in memory-resident mode. Run, read, and edit files with the touch of a single key. Although this program will run with 128K and one disk drive, the full capabilities of it can only be used with more expanded configurations. I recommend two drives and a minimum of 384K. DOSAMATIC was donated to our Disk Library by Lou Jones. Thanks!


**COLORPAINT:** Another fine program. It is a medium resolution drawing program. There are plenty of such programs floating around, some commercial and some shareware. But this one does not require a mouse or joystick. Create slide shows or print your art on your graphics printer. Documentation is straight-forward; no hocus-pocus with this one! On-screen, context-sensitive help screens available when you need them. COLORPAINT requires 256K, Cartridge BASIC, and one disk drive. To print your creations, you'll need a dot-matrix, graphics printer. I've tested it on the EPSON RX/FT+ and had no problems. This is an excellent program for both kids and adults.

**PHRASE CRAZE:** Is a computerized version of the popular television show Wheel of Fortune. Good screen display with color and sound. On-screen documentation is very complete. Recommended for ages 10 and up. I've seen other attempts to put Wheel of Fortune on the computer, but this one is simply better. PHASE CRAZE requires 128K and one disk drive. All of us should be able to run and enjoy this program.

**PC-STYLE:** Is distributed by Buttonware, the same outfit that distributes PC-FILE. Just run a test file through the program and PC-STYLE will output an analysis of the readability. The program is "customizable", so you can determine the criteria or readability. This is an interesting program and may be of use to those of us who do a considerable amount of writing directed to a particular audience. The program is simple to use with on-screen documentation. PC-STYLE requires 128K and one disk drive. Thanks to Jim Cox for this addition to our Disk Library.



**NEEDED:** Paper, used on one side okay. Call 689-9337.



THE HAZARDS OF SMOKING  
(jr Newsletter 7-86, Southbury, Connecticut)

Did you know that smoking is potentially dangerous to your Junior? Not from the smoke, most likely, but from stray ashes, which can waft into your disk drive, or onto the surface of a disk. The odds are, it will be one you haven't made a backup copy of.

MODE co80 vs MODE 80 AGAIN!  
- Leon Ungier -

In the December 1986 Eugene IBM PCjr Newsletter, we read: Some people think you have to say "mode 80" if you want to get color in the 80 columns mode, but this is not the case. Plain old "mode 80" will do just fine; you'll still get color.

Not quite true! The result will depend on what mode was your Junior before you typed "mode 80". For example, if I type "mode bw40" and then "80" and if, after that, I run DL from Norton Utilities (version 2.01), I get all boring black and white. Whereas after running "mode co80", I have my screen full of colors. The same is happening with the XTREE Utility Program and many others. Generally speaking, you need to be in color mode (mode co80) for all the software which use colors as a visual enhancement only. That is, colors and graphics are not essential for proper operation of these programs. On the other hand, there are programs which depend critically on the ability of a monitor to display colors (try to play KING'S QUEST on a black and white TV) and those switch to a proper color mode no matter what mode your computer was before. There is no real or apparent inconsistency here.

Recall that our Junior has three video outputs. One is for RGB (color by definition) monitor. The second is called composite video output. The composite video output can be used either with ordinary (analog) color monitors, or with black and white (usually black and green or black and orange) monitors.

The third video output connector is for a TV set, color or black and white. Now, suppose someone does not have a color monitor and uses instead a black and white TV hooked up to his/her Junior's video output. If the Junior is in color mode, then this video output will be sending "color" signals to the black and white TV. The TV, in turn, will try to do its best and will display colors as different shades of gray. The trouble is that it will use the same or nearly the same shades for different colors like green and white which will be displayed as the same shade of gray. Thus, it can be hard or impossible to read red letters on green background. Obviously, our poor Junior user will be better off using "mode bw80" which tells the Junior, and the software, that colors are not wanted.

My point is this: "mode bw80" (disable color) or "mode co80" (enable color) are there because there is no way for the Junior to figure out what display you are using. It is you, the user, who decides whether or not to have colors in any particular software which allows it to be run either way. The same is true for the big PC. The plain "mode 80" does not affect colors. So, if you are in 40 columns mode with color enabled, "mode 80" will just switch Junior to 80 columns with colors still enabled. If you were in black and white mode, it will leave you in that mode.

The MODE command is actually much more versatile than Junior users usually need. Therefore, it makes sense to substitute it with something simpler and shorter. The answer may be in the December 1986 issue of COMPUTE! It contains a very short program which switches Junior into "co80" mode and it also turns on the keyboard click.

→ pg 4

Feb. 1987

It is an example of how to use BASIC to create machine language programs. The question is how to write machine language in BASIC. Strictly speaking, you cannot. Usually, it goes like this. Somebody would develop a machine language program using DEBUG or an ASSEMBLER. After testing it, the programmer would write a BASIC program which makes it easier for you to copy the original machine language program. In other words, BASIC is used to poke the machine language contents into the computer's memory. You can do the same using DEBUG, but without some conveniences BASIC provides. This particular program is very short, so it is quite straightforward to use DEBUG. The real programming is actually the last two lines starting with DATA statements. Everything else is BASIC overhead.

Try this program:

```
A>"debug"
-"a"
xxxx:0100 "db 1e 33 c0 50 b8 1 4
          cd 16 b8 3 0 cd 10 cb"
xxxx:010f
-
```

In the second line, you are telling DEBUG that you want to assemble (write) a program. In the third line, DEBUG responds with the starting address of the memory where your program will be written. Don't worry about the x's. They mean that this can be any number. When you entered "db", you told DEBUG that you are going to just define the bytes, or just dump the numbers into memory. That is all there is to the program. Now you need to save the program on the disk. Type the parts in quotation marks and press enter at the end of each line.

```
-"nCLICK&80.COM"
-"rcx"
CX 0000
: "15"
-"w"
-"q"
A>
```

In the first line, you are giving name (naming) to a file and the name is "CLICK&80". The lower case "n" is only to remind you that it is a command to DEBUG. In the second line, you asked DEBUG to show you the contents of the "cx" register. The third line shows that "cx" is equal to zero, and the fourth line waits for you to change it. You did to "15". This tells DEBUG how many bytes of memory to save on the disk as your named file. Then, after typing "w", it writes the file to the disk. The final command is "q" for quit DEBUG.



The EUGENE PCjr CLUB NEWSLETTER is available for \$12/year, or as part of the paid-up Eugene PCjr Club membership at \$20/year. Interested parties may obtain one copy of the Newsletter free on request before subscribing. The overworked Editor accepts no responsibility for the accuracy or reliability of the information, opinions, or materials contained in this Newsletter. Reprint permission is freely given; please credit the appropriate author and the EUGENE PCjr NEWSLETTER. All contributions are gratefully accepted.

Make check or money payable to:

EUGENE PCjr CLUB, 1011 Valley River Way, Suite 220, Eugene, OR 97401; with the following:

Name \_\_\_\_\_  
 Address \_\_\_\_\_  
 City \_\_\_\_\_ State \_\_\_\_\_  
 Phone(h) \_\_\_\_\_ (w) \_\_\_\_\_



THANKS FOR YOUR HELP  
- Paddy Dawson, Editor -

Maybe you've noticed requests in this Newsletter for new and used paper and/or greeting and Christmas cards. For your help, I thank you.

For many years, my Mom (Roni Reid) has redesigned the used greeting and Christmas cards to send cheerful thoughts to up to 100 shut-ins on a monthly basis. They appreciate her kind works and she appreciates your cards to continue her mission.

Also, Mom and Dad (Bill Reid) have recycled the paper to their church's school. The school is private and they use the paper for tests, etc. for the school kids. So, thanks for that, too.

If any of our gentle readers out there do similar work with non-profit agencies, let me know (689-9337) and I'll give you a short plug, too. After all, this is a user's group Newsletter, and as such, it is providing a service to our community.



Q. Can I fill up a disk, even though I haven't reached 360K storage capacity?

A. Yes, one way is to "use up" the directory space of 112 entries. You will then get a DISK FULL reading although you have not reached full storage capacity on a double-sided diskette. (Ventura IBM PCjr's User Group 6-86, Camarillo, CA)

## BARGAINS, BUYS, AND BALLOONS

COMPUTER RESET has new and used computers and accessories. Their address is P.O. Box 461782, Garland, TX 75046. Call 214/276-8072. If you order any of their products, please tell them you read it here.

CR can expand the memory capacity of 128K sidemounted memory expansion units to 512K for a system total of 640K. Upgrades normally take 15 working days or less after they receive your working unit. IBM or Tecmar jr-Captain expansion upgrade-\$155. Microsoft booster expansion upgrade-\$175. If you own two of the IBM 128K sidemount expansion units, CR offers a \$50 trade in credit for working units toward the cost of upgrading your unit.

Keyboards: AT style, similar to the early IBM AT keyboard with function keys offset to the left and numeric pad offset to the right, lights for num lock and caps lock, slight click feel. Most popular keyboard-\$69. With Racore keyboard cable/adaptor-\$94. 5150 style, similar to the standard IBM PC keyboard, function keys offset to the left and numeric pad merged with the normal typing keys on the right-\$49. With Racore keyboard cable/adaptor-\$74.



In BASIC, use Ctrl L in place of CLS to clear the screen.



If you get ABORT, RETRY, IGNORE; do not change disks and retry. As especially bad situation is if you are copying files. The Portland, Oregon IBM PC Club says it is best to ABORT and start over.

PC-WRITE, VERSION 2.7  
- Bruce Bayne -

There is some concern by members as to whether or not to buy version 2.7 of PC-WRITE. For those of you who do not have 256K of memory, forget versions 2.6 and 2.7. They both need 256K. Our Disk Library still has version 2.5 for those who only have 128K of memory. Version 2.7 is a vast improvement over its predecessors. There is a spelling checker, the word-wrap function has been fixed, a cut and paste function has been added, and graphic box characters are just a keystroke away. These are just a few of the changes. There are 18 pages of changes or additions to the version 2.6 manual. Both the 2.6 manual and 2.7 changes are available from the Documents Library for your inspection.

Version 2.7 comes on two disks and has a new, very easy, installation program for setting up a working disk. Due to the fact that the program comes on two disks, it is rather cumbersome to use with only one disk drive. A working copy of the program just barely fits on one disk, leaving no room for your documents. This sets up a system of constant disk swaps. By eliminating the spelling checker word list from the working disk, there is enough room for some not too lengthy documents. This works quite well for me because I don't use the spelling checker. I use Webster's NEW SPELLING CHECKER due to its larger dictionary. PC-WRITE 2.7 has only a 50,000 word dictionary. This doesn't mean that the PC-WRITE spelling checker isn't any good. It seems quite good and will check your spelling as you type. But, if you don't have two disk drives, there are sacrifices one must make.

I hope this clears up some of the questions about PC-WRITE version 2.7. If you have any more questions or would like to see the documentation, please feel free to talk to me at the meetings. As soon as I figure out more of the functions and features that I don't use, I will give a demonstration of this versatile, inexpensive word processor.



COMMUNICATIONS

(Jim Schmickley, Hawkeye PC  
Newsletter 9-86, Iowa City, IA)

The other day, I bought a neat little gadget at the C.O.M.B. store for the magnificent sum of \$6. This was a telephone adapter "allegedly originally built for AT&T) which just plugs into one of the modular telephone jacks in your residence (private lines only is the warning) and provides the "hold" function for all the telephone sets on that line. And, if you have ever laid down a handset, walked to the other end of your house to continue the conversation, and then trudged back to the original phone to hang it up, you know why I wanted the "hold" function.

The device worked perfectly, exactly as advertised. (I do recommend it). However, when I was using my computer modem in the redial mode, the hold adapter wouldn't allow the computer to hang up and get a new dial tone for redialing.

The solution was simplicity itself. I simply had to reset the defaults in the communication software (QModem, PC-TALK, etc. all have many resettable defaults) to add a one-second pause between redials. Now my home phones all have a "hold" capacity which does not interfere with computer communications.

## PCjr HARDWARE AND SOFTWARE

The following information was compiled by Scott Thomas of the National PCjr User's Group, 5/86. Additions and revisions by Charlie Dose, CompuServe.

CREATIVE FIRMWARE, INC.  
P.O. Box 850064  
Richardson, TX 75085  
800/622-4070

DATADESK INTERNATIONAL  
7601 Haskell Ave.  
Van Nuys, CA 91406  
800/826-5398

ES QUALITY PRODUCTS  
5311 Mango Blossom Court  
San Jose, CA  
408/224-5574

ELECTRONIC SPECIALITY DEVICES  
407 Wyleswood Drive  
Berea, OH 44017  
216/235-9550

IB COMPUTERS  
1519 SW Marlow  
Portland, OR 97225  
503/297-8425

INTEGRITY TECHNOLOGY  
105 Serra Way, Suite 230  
Milpitas, CA 95035  
408/262-8640

J & M SYSTEMS, LTD.  
15100-A Central SE  
Albuquerque, NM 87123  
505/292-4182

KEYTRONIC  
P.O. Box 14687  
Spokane, WA 99214  
800/262-6006

LEGACY TECHNOLOGIES, LTD.  
4817 North 56th Street  
Lincoln, Neb. 68504  
800/228-7257

MICRO ADVANCED SYSTEMS  
2015 O'Toole Avenue  
San Jose, CA 95131

MICRO PRODUCTS  
7029 South 400 West  
Midvale, UT 84047  
801/562-5008

MOUSE SYSTEMS CORPORATION  
2600 San Tomas Expressway  
Santa Clara, CA 95051  
408/988-0211

MSC  
4764 Elison Avenue  
Baltimore, MD 21206  
301/325-6417

NATIONAL PCjr USERS' GROUP  
P.O. Box 701618  
Tulsa, OK 74170-1618  
918/492-0511

PC CONNECTION  
6 Mill Street  
Marlow, NH 03456  
800/243-8088

PC ENTERPRISES  
P.O. Box 292  
Belmar, NJ 07719  
201/280-0025

RACORE COMPUTER PRODUCTS, INC.  
170 Knowles Avenue  
Los Gatos, CA 95030  
800/847-8417

RIM ELECTRONICS, INC.  
16890 Church Street, #203  
Morgan Hill, CA 95037  
408/778-1286

SYNECTICS SOFTWARE & SYSTEMS  
San Jose, CA  
408/281-7780

SYSTEMS PERIPHERALS CONSULTANTS  
9747 Businesspark Avenue  
San Diego, CA 92131  
619/693-8611

TECMAR INC.  
6225 Cochran Road  
Solon, OH 44139  
216/349-0600

Feb. 1987

TELEDYNE  
P.O. Box 51  
Lewisburg, Tenn. 37091  
615/359-4531

TIAC MANUFACTURING, INC.  
3084 Spring Street  
Port Moody, British Columbia  
CANADA V3H 1Z8  
604/461-1626


TIMELINE  
Gardena, CA  
800/872-8878

TURNING POINT LOGIC CORPORATION  
7012 Dakota Avenue  
Chanhassen, MN 55317  
612/937-9032

TRUE DATA PRODUCTS  
9 South Main  
Uxbridge, MA 01569  
800/635-0300

TW TECHNOLOGIES, INC.  
21636 N. 14th Ave., #AZ  
Phoenix, AZ 85027  
601/501-0669

XETEC, INC.  
MPG Associates  
7335 S. Hillside  
Wichita, KS 67233  
316/522-6143




NEEDED: Greeting and Christmas,  
new and used. Call 689-9337.

Upon receipt of your application  
for membership, we will send you a  
questionnaire for you to complete  
and return to us. Thank you.



# EUGENE *PCjr* CLUB

1011 Valley River Way, Suite 220  
Eugene, OR 97401



RICHARD PAGE  
5025 WILLAMETTE STREET  
EUGENE, OR 97405

