



EUGENE

PCjr

CLUB

NEWSLETTER

Volume 7
Number 12
December 1991

1011 Valley River Way, Suite 220, Eugene, OR 97401

MEETING

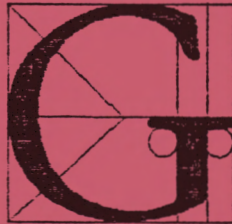
AGENDA

The December meeting of the Eugene PCjr Club is the Annual Christmas Potluck and will be held in the recreation room of the Church of Christ, 2424 Norkenzie Road. Setup will begin at 6pm.

OFFICERS

- President . . . Frank Ratti
- Vice President . . . Cindy Hoffman
- Treasurer . . . Phil Janz
- Disk Librarian . . . Paul Bonney
- Ass't Disk Librarians
Lindsey Hoffman
Cindy Page
- Simon Ratti
- Documents Librarian . . . Dick Page
- Modem Captain . . . Louie Levy
- Commercial Contact . . . Warren Hampton
Juanita Hampton
- Social Director . . . Elleen Levy
- Newsletter Editor . . . Louie Levy
- Contributing Editor . . . Dick Page
- Founders and First
President . . . Dick Page, Bill Roy
Ginny Dobson

Merry Christmas!



et out the dreidel and the Menorah. Put on the Hallelujah Chorus. Even though one month of shortening days remains before the solstice, this is the season of light and hope. Although the common denominator of this club is the unlikely fascination with an out of print computer, we have stayed in business as a group, I believe, because there is something more than motherboards that binds this group together. What is the spark that connects our CPU's? We marvel at the wonderful assemblage of content and process that makes a computer and marvel at those among us who can master its operation. How much more wonderful is the creator than the creation? I personally marvel at the assemblage of persons in the PCjr Club of Eugene, and how you are fit together for this time and purpose.

If you go to one Jr meeting this year, let me give you a consumer report for the most enjoyable one. That is the Christmas potluck / gift exchange on December 12th. Besides the usual incredible banquet, (see Elleen Levy's article on page 3 for details), we will have our annual double-blind gift exchange. You don't know who you are giving to, and you don't know what you will get. This is an event for everyone in your family, even if they think a serial port is a city on the Great Lakes owned by General Mills.

In honor of the guest of honor, PC Junior, we will have items of computer interest. Louie will demonstrate that even the latest DOS version can still operate a Junior. (Editor's note: Maybe.) We have the Junior Tabernacle Choir Christmas disk, and I am still personally soliciting music composed by you on Music Machine from the club library.

In addition, we have invited three of the Club's founding members to attend this party as our honored human guests. They are Bill Roy, Dick Page (still no stranger--our resident Guru), and first president Ginny Dobson. Perhaps they can individually share the origins of the club and how they each have developed as computer users since then. There are many perspectives from which to view this season. I personally have a Christian viewpoint of this and any season. However, in the secular sense, I believe the PC Junior is as good as anything else to celebrate in common, and so let's.

Happy Holidays!

Frank Ratti



Christmas

The Christmas season is here once more. Let's see, it was Christmas of 1984. I remember the advertisement on the left as well as if it was only last week. IBM launched it's new "Super" Junior. And the price was just right for Christmas. Wouldn't it look just great under the tree? We didn't want the thermal printer that was \$175, so we purchased a daisy wheel printer for only \$525, a printer cable for \$30 and a parallel printer

sidecar for only \$99 more; \$1653. (Oregon has no sales tax!)

Well, Christmas of '91 is upon us and old Junior is still humming along. Mine, yours and many others. Our Junior is seven years old now. . . and growing more dependable everyday. We have had quite a relationship since he became a member of the family. Junior has really taught me much, and about the only thing I have taught Junior is that I am determined. Together, we have come a long way.

I feel that I have learned much about DOS from Junior. To be sure, there were many other "human" friends along the way to prod me on, but when you get down to it, most of the time it was just Junior and me. After many hours together, we have become comfortable with each other. He still gives me "error messages" from time to time, but now, I realize that they are because of me and something that I did and are not because Junior is picking on me.


Junior and PC-FILE taught me about sorting, listing, cloning, binary searches, fields and many other terms that those "other" people used. Junior and Writing Assistant spent many hours with me (along with Norton Utilities) trying to figure out the difference between WRITE.NON and WRITE.SWP files. He's been very patient with me as I've removed all the parts I could and replaced them again; formatted and reformatted my DOS disks; wrote over my WordPerfect systems disks and he never said a word when another computer came into the house. After all, the other system didn't replace Junior. Now, that computer has been sold and another, newer, bigger, but not necessarily better, machine sits by Junior. We had to give it a name; after all, Junior has one. It's Bubba. I feel that the two computers actually complement each other. They may be seven years apart in age, but they cost the same!

Louie Levy

C. IBM PCjr


More capable than ever with available memory up to 512KB, plus a new typewriter style keyboard. Runs many programs designed for the IBM PC, plus many programs of its own. Use it to finish at home what you started at the office. . . or vice versa. That is, if you can get your family away from "Junior."

System unit starting at \$599.00



D. PCjr Color Monitor

Inexpensive, yet displays crisp graphics and text in up to 16 colors. Features high-contrast, non-glare 13" screen. . . internal speaker and ear-phones connection. . . brightness, contrast and volume controls. Connects via jack to back of PCjr system unit.



new

\$429.00



PARTY - - PARTY - - PARTY - - PARTY

If you enjoy good food, spending an evening with friends, and having a good time, you'll want to attend our Christmas potluck on Thursday, December 12.

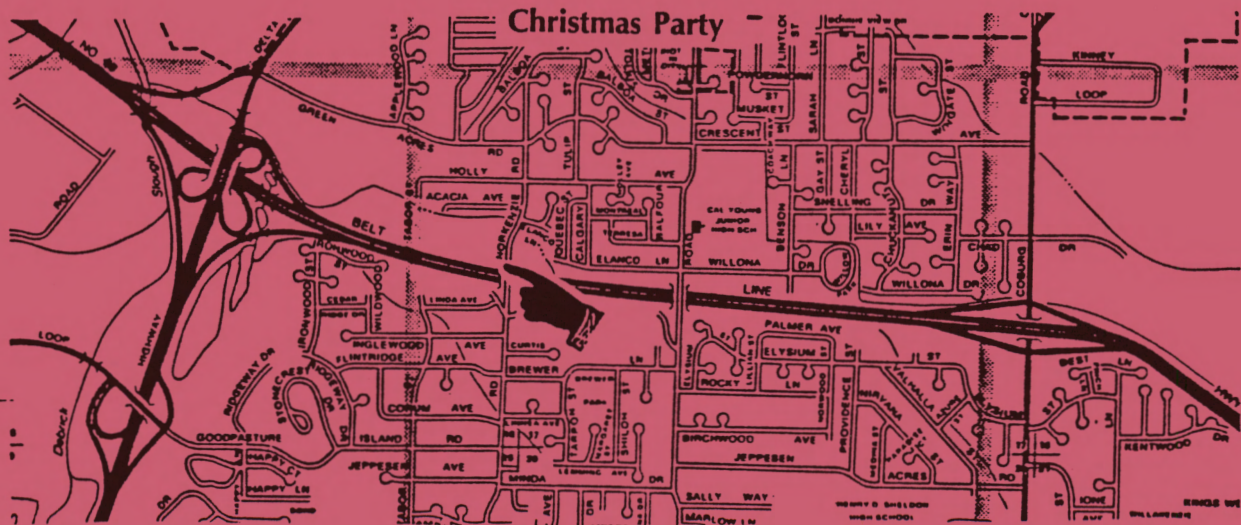
The Hoffmans have been gracious again in making sure that the kitchen and recreation rooms are available to us at the Church of Christ, 2424 Norkenzie Road. We will meet around 6pm and plan to eat by 6:30.

In order to have a variety of food to eat, those who can do so are asked to bring two dishes--a main dish or side dish and either a salad or dessert. If there isn't time to prepare so much food, or if you are just one person attending, one dish (or whatever) is just fine. Please bring your own table service, also.

There will be a gift exchange again for those who wish to participate. Bring either a white elephant or an inexpensive item, and it doesn't have to be a computer item. Just be sure to bring one for each member of the family who wants to participate.

We always have a lot of fun at the Christmas potluck, do don't miss it! See you there. . .

Elleen Levy



DIRECTIONS: The large intersection above is the Beltline and Delta Highway interchange just north of downtown Eugene. Just north of the interchange, take Green Acres Road east (right). The first road past Delta Oaks Shopping Center (Best, GI Joe's, Home Club, Price Chopper, etc.) is Norkenzie. Turn south (right) onto Norkenzie and go two short blocks. The Church of Christ is on the right (correct) side just before the Beltline overpass. Drive around the church and park in the back parking lot.



ButtonWare, Inc.

Personal Computer Software

PCjr and DOS 5.0

PC-FILE 6.0 Now Available

The guys at ButtonWare have come through again. As a user of PC-FILE III on a Junior, I felt that it would be nice to have someone not connected with either ButtonWare products or Junior to evaluate PC-FILE 6. As it requires 450K of available RAM, DOS 3.0 or higher and a hard disk, those of us with 128K will probably still use PC-FILE III, but if you have moved on up the ladder, FILE 6 may be just for you.

FILE 6 has pull-down menus, pop-up dialogue boxes and scroll-bars. Even if you aren't a mouse user, you will find the key-strokes quick and easy. It is completely compatible with all of the older versions of PC-FILE, so you don't have to worry about re-entering any of your data.

There is one problem: PC-FILE 6 is NOT Shareware; you won't be able to find it in the Disk Library. While it lists for \$149, you can find it discounted by shopping around. If you are a registered owner of an earlier version of PC-FILE, you already know that you can upgrade very economically.

Don't take my word for it. Here is what Curtiss Greer, the gentleman who gave the club program on spreadsheets at the November meeting, had to say about PC-FILE 6:

"As someone who isn't familiar with a previous version of PC-FILE, and a novice user, I was asked to look at this program. In so doing I was quite impressed with the ease of use. Help screens are readily available at every step when using the program. The ability to manipulate data is excellent. Reports are easy to arrange as is merging data to letters. With a little use, the hot keys become as familiar as with any program. I rate the PC-FILE program low on the learning curve as it was easy for me to hack into, and very high on productivity. I did need to refer to the manual for a few items, but not many."



Every newsletter in the world has run articles on using the new version of DOS on Junior. As one who who has never purchased an "upgrade" for DOS 2.1, I have been putting off reprinting any of these articles. After all, I saw no need to buy DOS 3.0, 3.1, 3.2, 3.3 or 4.0 when they came out, so what's the big deal with 5.0? Well, having seen DOS 5 on other machines, I said, "What the heck. Let's do an article on it for those who don't subscribe to the other newsletters." Here is John King's in-dept article as it appeared in the "other" PCjr Club's newsletter, Atlanta's *Orphan Peanut*.

If you have tried to upgrade to DOS 5 on your PCjr, you have probably encountered some major difficulties. For example, the Microsoft MS-DOS won't upgrade your IBM PC-DOS disks. The message in SETUP, the installation program, are almost impossible to read. A DOS 5 system disk that will boot other computers won't boot your PCjr. And, if your junior booted, the keyboard is locked.

Well, after fighting my way through these and other problems as a beta tester for Microsoft, I wrote an article for the *jrNewsletter* detailing the solutions. Everything I know is there. So I suggest that you look for it if you really want to run Microsoft DOS 5. If you haven't gotten the *jrNewsletter* article yet, here are the bare essentials for running DOS 5.

SETUP PROBLEMS

The MS-DOS 5 upgrade disks are not bootable. You must run SETUP.EXE, which is on the first of the upgrade disks, to unpack the compressed files to create a bootable disk. Unfortunately, the Microsoft DOS 5 SETUP will not run under the IBM PC-DOS 2.01 which came with your PCjr. IBM provides their own version of DOS 5 to upgrade IBM PC-DOS, but I have not tried it.

When you start SETUP, it attempts to configure itself for your video system. It does not "understand" PCjr video and sets 40 column, black and white mode. This makes the SETUP screens close to unreadable, messages to swap disks are lost, and you will fail to create all seven DOS 5 working disks.

Continued on next page...

If you don't have access to another computer, or a Racore equipped PCjr, on which SETUP runs correctly, run SETUP as best you can. The first disk you create will be a bootable "startup" disk, and you can unpack the supplemental programs individually with the EXPAND.EXE program.

GETTING DOS 5 TO BOOT

Regardless of how much memory is installed on your PCjr, the system initially informs DOS of only 128K. Since DOS 5 requires a minimum 256K RAM, it will refuse to load. (Memory management software is designed to change the 128K value only after DOS is loaded.) To run DOS 5, we must change the amount of RAM reported from 128K to the full amount before DOS is loaded. A patch of the boot record on the startup disk can do this.

The boot record is a small program that loads DOS and which is written to the first sector of every disk when it is formatted. We can modify this program with DEBUG to report the full amount of RAM before loading DOS 5 as shown in DEBUG listing (at the end of this article). Create a script file by typing the commands in a word processor which can save in pure ASCII. The semicolons and comments which follow can be omitted. Save the script under the name DOS5BOOT.SCR.

The easiest way to do this patch is to copy DOS5BOOT.SCR and your old version DEBUG to the DOS 5 startup disk. (You must use DEBUG from your old version of DOS since you cannot yet boot up with DOS 5.) If you have more than one drive, be sure to use the DOS 5 disk in drive A and issue the command:

```
DEBUG < DOS5BOOT.SCR
```

If the first command, "U 0000 L 3," does not display "xxxx:0000 xxxx JMP 003E" and "xxxx:0002xxNOP", where xxx are any characters, this patch will not work. The "D 01A0" command will display the message: "Non-System disk or disk error. Replace and strike any key when ready." The command "E 01BF" followed by 00 will replace the R of "Replace" to end the message at that point. The new code will be written in place of the remainder of the message following the "A 01C0" command.

After the "Q" command, you will be returned to the DOS prompt, and the modified boot sector will have been written to the DOS 5 Startup disk in drive A. When you boot up, DOS 5 will know the true amount of RAM your PCjr

has (up to 640K) and the number of disk drives as well. If you have 736K of RAM, replace the "MOV AX,[0015]" line with "MOV AX,02E0" (note that there are no brackets). Don't forget to delete the old version of DEBUG from this disk when you are done.

THE LOCKED KEYBOARD

Edit the CONFIG.SYS file to include the line "STACKS=0,0" (without the quotes) as the very first line. Put this ahead of everything, even your memory management device driver. When I omitted this line, my keyboard was locked up after booting; all my PCjr did was beep at me.

Copy your memory management software and any other essential files such as clock utilities to the new boot disk. Modify the CONFIG.SYS and AUTOEXEC.BAT files as necessary, and that's it. You're ready to explore the intriguing new features of DOS 5.

Your modified Startup disk will boot DOS 5 on any PCjr with 256K and more of RAM. You can create additional DOS 5 boot disks by using DISKCOPY to copy your first boot disk, or you can use the DOS5BOOT.SCR procedure on every new boot disk. You don't have to patch ordinary program or data disks.

DOS 5 requires the use of HUSH.COM or the -X switch with JRCONFIG to reset the PCjr disk drive parameters to minimize drive noise. This is the same with DOS 3.0 or higher.

WHAT ELSE IS THERE?

My *jrNewsletter* article provides a TSR program to hold the PCjr in 80 column mode so that SETUP will run correctly. There are also some pointers on software incompatibility with DOS 5 as well as a patch to FORMAT.COM so that it will create bootable PCjr disks with the /S option. In addition, the disk space and RAM requirements of DOS 5 are examined in some detail. One key finding is that DOS 5 consumes only 35K more RAM than does DOS 2.1.

The longer article also describes how to edit the DOSSHELL.INI file to stop the DOSSHELL screen from blinking. Selecting the Eight Colors or Mono 2 options from the Colors sections of the Options menu is an alternate fix.

I'm not sure if I was the only Beta tester with a PCjr, but there must not have been many because

more >

Microsoft sure didn't feel compelled to make it easy to run their new DOS on our Juniors. However, with the boot sector patch and the tips presented here, you can try out MS-DOS 5.

John M. King

(Ed's note: We will have a Pot-Shot demo of DOS 5 at the Christmas Pot Luck if this works.)

DEBUG Listing For Boot Sector Patch for DOS 5.

```

L 0 0 0 1
U 0000 L 3
A 0000
JMP 01C0
; Leave blank line to end assembly

D 01A0
E 01BF
00
A 01C0
;put PCjr code here, overwrite
;after R of "Replace..."
PUSH DS ;save current DS segment
MOV AS,40 ;
MOV DS,AS ;point at ROM BIOS data
;area at 0040:00
MOV AX,[0015] ;point at true RAM
;size
MOV [0013], AX ;put it in usable
;RAM size instead of
;128K

;
;If you have 2 or 3 drives, omit
;the ;; (two semicolons) in the
;left margin of line 1 and either
;line 2 or 3 (not both).
;
;;AND BYTE PTR [0010],
;Zero bits for number of drives
;;OR BYTE PTR [0010],40 ;2. Set
;bits to indicate 2 drives
;;OR BYTE PTR [0010],80 ;3. Set
;bits for 3 disk drives
POP DS ;Restore original DS
JMP 003E ;Jump back to normal
;start of boot record
;leave blank line to end assembly

W 0 0 0 1
Q

```

PCjr as '57
Chevy

The October 1991 issue of the *Metro PCjr Journal* reprinted this editorial by the founding editor of the *jrJournal*, Brit Hume. It first appeared in March of 1986.

People who postpone buying a personal computer because they can't think of enough uses to justify the expense are missing the point.

It's true that a computer allows you to do a lot of things faster, easier and better than you ever could before. In computerese, these things are called word-processing, database management and spreadsheet planning. In English, those terms mean writing, filing and accounting, things nearly everyone has some use for.

But what makes personal computers so exciting isn't just the practical applications. It's the sheer joy and sense of power you get from making the thing work. Indeed, the best analogy for the computer is not another machine, but an automobile.

People with computers can do things far faster, and with more flexibility than before. Want to write a letter? Just type it on the screen. Want to change it? A couple of keystrokes and the old text is gone. It's like your first car. Want to go somewhere? No more walking, riding buses or waiting for a ride. Just get in and go.

People improve their computers for much the same reason people tinker with their cars. It's not that they really need to make them run faster or more smoothly, it's just a joy to fix them up and watch them go. The late Andrew Fluegelman, a pioneer in communications software for the IBM PC used to say his PC was like a hot rod he would drive around corners on two wheels.

We PCjr owners struggling to expand our machines are often asked why we didn't just buy a more powerful machine in the first place.

It's simple. This is the '57 Chevy most of us never had.

*Season's
Greetings*

come join us

COMING WORKSHOPS

The October Club Newsletter provided a partial description of our coming workshops. Please refer to that issue, along with this one, if you are interested in participating in one or more of the workshops.

JANUARY:

SPREAD SHEETS

This workshop includes two separate sessions, January 16 and 23. Two programs, PC-Calc and Lotus 1-2-3, will assist in the development of simple balance sheets for home budget use and creation of data that allows loan and mortgage cost comparisons. Fee of \$8.00 per person. Instructor - Frank Ratti.

FEBRUARY:

DESKTOP PUBLISHING

This workshop meets on February 20. This date can be changed to accommodate class needs. The construction of newsletters and flyers for special occasions will be the focus of this session. Fee of \$6.00 per person. Instructors - Louie Levy and Phil Janz.

PRINTSHOP FOR KIDS

February 27

Instructor - Cindy Hoffman
(No details yet)

MARCH:

GRAPHICS

March 19

Instructor - Dick Page
(No details yet)

MEMORY MANAGEMENT PROGRAMS

March 26

Work with JRCONFIG to create special purpose boot disks to utilize all of Junior's memory. This workshop will also cover AUTOEXEC.BAT files. Instructor - Louie Levy

APRIL:

PC-FILE III or EXPANDING Jr's MEMORY

April 16

Instructor - Louie Levy (unless we have another volunteer)

ONGOING MONTHLY:

(beginning in January)

WORDPERFECT on your PCjr

(Word Processing)

Dates - TBA

Instructor - Louie Levy

●●●●●●●●●●●●●●●●

WORKSHOP REGISTRATION

"OK, sign me up"

PCjr Club **WORKSHOP REGISTRATION FORM**

NAME: _____

ADDRESS: _____

CITY/ZIP _____ PHONE _____

Workshop Name: _____

FEE (\$6 per single-night Workshop, or \$8 per two-night Workshop): _____

- * Workshop participants must be Club members in good standing. Club memberships are "family" memberships, and anyone in the family is eligible to participate.
- * Early registration is encouraged to ensure that the workshop will be able to take place.
- * Registration slips may be mailed to Phil Janz, 155 34th Place East, Eugene 97405.
- * Make checks payable to EUGENE PCjr CLUB.

FROM 1964 IBM CATALOG

D. IBM Personal Computer



Compact Printer

Low cost and lightweight, compatible with the PCjr. Can also attach to the IBM PC and PC XT. Prints clean, clear letters and graphics at 50 characters per second. Emphasize special points and vary documents with four print modes, 128 characters plus special symbols. Built-in buffer stores characters, speeds printing. Uses 8½" x 11" thermal paper: roll, single sheet or fanfold. Requires adapter for connection to IBM PC or PC XT.

  \$175.00

E. IBM Personal Computer XT

Reaches new levels of performance and cost effectiveness. Create, store, manipulate and retrieve large amounts of data on built-in 10MB fixed disk and 360KB diskette drive. Communicate with host computers via built-in Asynchronous Communications Adapter. Attach a host of peripherals on 5 remaining expansion slots. User memory of 128KB expandable to 640KB.

  System unit starting at \$4,275.00

FOR SALE - TRADE

PRINTWHEELS for sale. 24 new printwheels for Royal, Triumph, Adler or Juki printers; \$5 each. Al Burns, (503) 343-0735.

Advertisements in this area cost only \$2 for nonmembers and are FREE to members of the Eugene PCjr Club on a one-time basis.



The EUGENE PCjr NEWSLETTER is available for \$12/year or as part of the paid-up Eugene PCjr Club membership at \$20/year. Nonsubscribers may receive a free copy of the Newsletter on request. Our Editor accepts no responsibility for the accuracy or reliability of the information, tales, opinions, myths or materials contained in this Newsletter. Reprint permission is freely given; please credit the appropriate author and the EUGENE PCjr CLUB NEWSLETTER. All offerings and contributions are encouraged and are gratefully accepted. Make checks payable to:

EUGENE PCjr CLUB, 1011 Valley River Way, Suite 220, Eugene, OR 97401. Please furnish the following:

Name _____
Address _____
City _____ State _____
Zip _____ Phone _____



1011 Valley River Way, Suite 220
Eugene, OR 97401

The Page Family ~~8/91M~~
5025 Willamette St.
Eugene, OR 97405

FIRST CLASS MAIL

