

jr Newsletter

August, 1992

Newest Version of jr Toolkit Has Many New Upgrade Projects

Jr Toolkit, Disk #110, has been upgraded, to include a variety of new upgrade and repair projects. The diskette now contains more than 30 upgrade, modifications, and repair instructions for PCjr users.

Most of these projects are quite easy to perform if you have a little experience with a soldering iron, while a few (the power supply upgrade for instance) are more appropriate for technicians.

Among the files new to the JrToolKit disk are:

A debug routine to create a jrquiet.com which turns off the internal speaker on the PCjr.

Technical information on the joystick port.

(Continued on page 20)

In This Issue:

Beginner's Corner.....	2.
Questions and Answers.....	3.
Reader Feedback	5.
Build Your Own COM Port....	16.
WILLS Software Updated....	22.
PCjr Config Notes.....	24, 25.
Pcjr Classified Ads.....	26.
What's New in Software Store....	28.

PCjr Lives!

Why is Mr. Smith Running Home From Work?



He's in a hurry to work on his WordPerfect 5.1 business report on his PCjr with his new favorite word processor -- LetterPerfect!

LetterPerfect is Perfect

There was little word processing software available when Junior first came out. Most of us began using whatever program that came with our little bundle of joy. And, from a recent survey of the Eugene (Oregon) PCjr Club, it was learned most members are still using them! The popular ones are Writing Assistant, PC-Write, Bank Street Writer, Wordstar, PFS:Professional Write and WordPerfect 4.2 to name a few.

All of us are pleased that our Juniors run these and many more sophisticated work processing programs. Still, one popular word processor has been elusive to most Junior owners who do not have a

(continued on page 12)

Beginner's Corner

Software That Helps You Use DOS Commands

PC-DOS Help, a program in the jr Newsletter Software Collection, offers on-screen help for 43 DOS commands. The disk also contains a batch file that will customize the help files for the jr keyboard. It can be used as a stand-alone disk for reference when you want to use a DOS command you aren't thoroughly familiar with. Or it can be installed as a resident DOS reminder, taking up about 16K of memory.

Designed by Chris Bailey, the user-supported program provides two levels of help for each of 43 DOS commands. The first level consists of a summary of the function and how to use it. This level serves as a handy reminder to be accessed

just before using the command. The second level of help provides more detail about the DOS command and often refers to other commands used in conjunction with the command being discussed. The author also includes helpful notes on how to use the command and specific examples of what each command might be used to accomplish. The disk in the jr Newsletter collection is specifically for DOS 2.0 or 2.1 and can be configured for either, when it is being installed.

The Find Command

Here is an example of the second level, or full explanation, of the FIND command given by PC-DOS Help: The FIND command is used to find occurrences of a specified character string and act upon the match as instructed in the command. The command is very powerful when combined with other DOS commands.

The command format is as follows: FIND [/V][/C][/N]"string" [[d:][path]filename[.ext]...]

A character string may be any group of letter, number and punctuation characters (including spaces) enclosed with quotes (""). The filename does not need to be provided, since input may come from other sources (as described below).

(Continues on page 31)

jr Newsletter is published monthly by Crider Associates, P.O. Box 163, Southbury, CT 06488. Tom Crider, Publisher; Dorothy A. DeBisschop, Editor. Subscriptions are \$23 per year. Although every attempt has been made to insure that statements contained in this publication are accurate, neither the publisher, editor, or writers assume any responsibility for their accuracy. PCjr is a trademark of the International Business Machine Corp., which has no connection with this publication.



Questions & Answers



By Rene Waldron

EDITOR'S NOTE: jr Newsletter gets questions in the mail from PCjr owners every day. So many, in fact, that we apologize for not being able to answer them personally. This Questions and Answers column is our way of responding to the questions readers ask about their PCjrs. We can't answer all of the questions we receive, but we try to answer those that are either asked by several readers or those we feel will be of interest to PCjr owners in general. If you have a question that you do not see answered here, or elsewhere in this newsletter, please feel free to write to us at jr Newsletter, Box 163, Southbury, CT 06488.

Q. I would like to upgrade my Impulse sidecar to 512k to have a 640k jr. In reference to the Date and Time, is the Date in there or in the Main Unit Motherboard and if so where is it located? G. A Fichter, Porterville, CA

A. Let's go over the Date and Time systems for PCs in general, jrs or clones, with or without sidecars or clocks.

First, not all PCs have built-in battery-powered clocks and those without will boot up with day zero and hour zero. The zero points were chosen by IBM and Microsoft to be Tuesday 01-01-1980 for the Date and 12:00 for the Time. They are in ROM and start the internal timing (notice "timing" not "clock") circuits from that date and time. DOS, during the boot-up, reads the zero day and hour and puts it in RAM. A ROM-based frequency divider chip (a timer not a clock) reads and updates the RAM-located time every 1/18th of a second so a translator (a part of the BIOS routines) can give you a readout whenever you want the information. Actually, the chip just adds 1/18th of a second every 1/18th of a second to the count in RAM. The translator program(s)

turn the numbers into the date or time for you whenever you call them such as typing "date" at the DOS prompt... If you CHANGE the data in RAM (by typing in a new Date or Time via DOS) the 1/18th of a second timer circuitry updates (adds to) THAT data from then on. Yup, it's millions of seconds from Jan 01 1980, 12:00 o'clock (more than 1.3 million per year) but what's millions to a computer?

Second, if there is a built-in or added battery-powered clock, the data in RAM is changed by a combination of software and THAT clock device each time the machine is booted up. To you it appears as if it called for the Date and typed in the present date then called for the Time and typed that in as well. (Actually it just pokes the correct number(s) into RAM) Now that's the purpose of the little .COM, .EXE or .SYS file which came with your optional clock. It is generally automatically invoked either in your config.sys or autoexec.bat file. The battery-powered clock really is a clock and keeps on running even when you shut off the computer.

For our jrs a separate battery-powered clock chip may be physi-

(Continues on page 4)

Questions & Answers

(Continued from page 3)

cally located in any one of the following locations: motherboard, sidecar, floppy disk drive data plug, (really!) a front plug-in cartridge, or on many optional add-on cards. In your case it and its battery are on the Impulse sidecar.

Now, if we are dealing with a clone or another PC, though the built-in clocks are "motherboard clocks" they also have to be battery-powered so they will continue running when the computer is shut off. The ROM in this type of machine takes care of all of the above RAM date and time updates WITHOUT any software such as the disk files necessary in the config.sys or autoexec.bat files mentioned. It's simply a bit more convenient.

To answer the "where is the Date located" part of the question has been a bit complicated, but you can see it is in a couple of places, especially if you do have an optional clock installed. The final answer is that it is really in RAM on the motherboard and like all RAM data can disappear and/or be changed.

By the way, we always advise running jrs with the present (corrected) date and time. Don't just press the <Enter> key when the date and time prompts come up unless you DO have a battery-powered clock and the date and time are really correct. If you have no battery-powered clock and you do have an autoexec.bat file without the commands DATE and TIME included,


the date and time prompts will NEVER come up, so add them to this file and be sure to respond with the updated date and time at the prompts. We strongly advise this for a number of reasons. For example, any time we change or create data files they will have the latest time "stamp" included. Just looking at a DIR of the file tells us which version of the data is the latest. Some ordinary DOS commands such as REPLACE and RESTORE will read the date/time stamp of a file and only act in certain ways depending on the "age" of the files being acted on. Many third party utilities such as backups use the date/time stamp. What the heck, you only need to type it in once: when you boot up...

Q. Isn't it a waste of memory, or at least partly so, to fill up the low part of memory with a ramdisk? I know it's supposed to speed up programs, but does it really, and by how much? P. Goyette, New Bedford, MA


A. It's not a waste of memory to use the low RAM as a ramdisk. As a matter of fact even if the low memory isn't used for anything, loading programs above 128k is worth it. We made a little quickie test, just to find out what's happening.

One of our (Q&A) jrs has a hard disk recognized by a file in the config.sys which sets up a SCSI card for operation. If we place the SCSI setup file before any file which

(Continued on page 10)



Reader Feedback



Reader Getting Ready for CD-ROM

Please find payment for one more year's subscription to your magazine...what would I have ever done without you? Without your help, I would have been in the dark with my PCjr... added drives, software tips and many hints on what advertisers had new "add ons."

Within the past few months, I have added several enhancements to my Jr. When I had purchased my hard drive from Paul Rau Consulting, it came with a host adapter card that ran off the internal modem slot. This worked fine, but one had to boot off a floppy in the A: drive. It was possible to set up your AUTOEXEC.BAT file to boot to your C: (hard) drive. I reported in your November, 1991 issue that I had been awaiting the arrival of a product called a STO1jr (scsi host adapter) that was being marketed by PC ENTERPRISES.

It did exactly as the company promised... booted to the C: drive without having any boot disks in the A: drive. The STO1jr can be ordered with chips to just control any Seagate brand drive which has an imbedded SCSI controller. Or more importantly, to some, can be ordered with a set of Future Domain chips that would enable one to eventually add up to seven additional

SCSI devices (tape backups, CD ROMS, WORMS, removable media devices and optical disks). Enclosed with the STO1jr sidecar was a brochure from Future Domain Corporation listing several different CD-ROM drives that are supported by their chip set (Chinon, NEC, Panasonic, Sony, Toshiba) and tape drives.

A word to the wise, it might be less stressful to the pocketbook if one waited until PC ENTERPRISES offers their CD-ROM drive (internal) shortly.

Here is what I ran into that nearly "sunk the whole thing." I assumed that once I had purchased the STO1jr with the Future Domain Chips that as long as I bought one of the CD-ROM drives listed in the accompanying brochure, all would be fine.

What I didn't know, and it was NOT made clear in the literature from PC ENTERPRISES, was that the board that the Future Domain Chips were embedded on was a board that PC ENTERPRISES was making.

Now it is not advisable to purchase the add-ons like I did... I bought the Host Adapter first; then the CD-ROM and then worried about the software. The first problem that I ran into was that I needed a software program called CD-ROM De-

(Continues on page 6)

Especially for Junior

PCJR MUSIC SAMPLER. A collection of classical music concerts performed with great precision to produce the highest quality sound you've ever heard on your PCjr. Disk includes a separate program to activate Juniors sound generator before running game software to get highest quality sound. 128K ok (Disk #119)

JR MUSIC MACHINE. If you want to write and play music on your PCjr, this program allows you to do it. Displays music as you write it using jr's 16 colors, and plays music back in three voice harmony. Features allow you to adjust key, tempo, note values, etc. Color Display required. 128K ok. (Disk #62)

DOS 2.1 FIX. Patches to fix the bugs in DOS 2.1. Cures most problems encountered when running memory intensive programs. Also patches to run BASIC and BASICA on DOS 2.1 without having Cartridge BASIC installed. 128K ok. (Disk #40)

THE BEST OF JR NEWSLETTER I. The best and most informative articles from twelve issues of jr Newsletter (June 1986 through May 1987 issues) are contained on this disk. More than 50 articles on compatibility, problem solving, software, maintenance, memory expansion, how-to projects, tips on using DOS, and more! 128K (Disk #54)

THE BEST OF JR NEWSLETTER II. All the major articles and columns from June 1987 through May 1988 issues of jr Newsletter. Subjects cover most aspects of PCjr operations with tips on compatibility, DOS, expanding and speeding up PCjrs, best software, etc. Easy search function finds subjects quickly. 128K ok. (Disk #66)

THE BEST OF JR NEWSLETTER III. Disk contains most of the major articles published in jr Newsletter from the June 1988 issue through May 1989. Articles on compatibility, PCjr hardware and software tips, regular columns, letters from PCjr users, and other informative articles. Utility to search for subjects included. (Disk #91)

Reader Feedback

(Continued from page 5)

vice Driver (FDU-CD). This is sold by Future Domain Corporation, 2801 McGaw Ave, Irvine, CA 92714 for about \$89. This is a must for the CD-ROM to be recognized by the system.

Another problem was the way SCSI is supposed to work. The best way is for the hard drive AND the CD-ROM both to be either external or internal. If you have one inside and one outside, you run into problems. My hard drive was internal and the CD-ROM (NEC-72) was external and they needed to be connected in a type of daisy-chain.

Upon checking into the problem further, it was also discovered that the jr had another limitation-- only one outlet for a parallel printer, no separate plug to connect the host adapter card to the new CD-ROM. After a few frantic phone calls to Future Domain, who just about wrung their hands because "their chips" were not on "their board" and another to NEC, who suggested opening up the CD-ROM drive and connecting the two SCSI devices manually, a solution was finally found!

NEC produces a Parallel to SCSI Host adapter (CDINT339) \$129.00 that connects the parallel printer port with the printer and the plug to the CD-ROM (three in-puts). This is just what PCjr owners need if they have one device inside and one outside. The software that comes with the CDINT339 has a program called MUSICBOX that enables you

to listen to music CD's! After installing the software for the parallel to SCSI and booting up the system, the jr now recognized the CD-ROM as the "D" drive!

Since I have not upgraded my monitor to a VGA monitor (PC ENTERPRISES offers a sidecar and mother-board fix) I cannot run the CD's that have images yet. I can access the CD-ROM and the information on the disks if they are information only. Happily, the jr has risen to meet new technology again!

Rollin Golden, Sacramento, CA

Reader Pleased with SPC Quarter Pounder Hard Drive

Just recently bought the new 20 MB Quarter Pounder hard drive from Systems Peripherals Consultants. The price was irresistible. It was so very simple to plug in, load the software, and go! I am a skeptic, but it really was just that easy!

Also got the new Jrconfig version 3.00, which made it easy to run the new Print Shop/Print Shop Companion by using the /s option. Both these programs require 640K and I had made a separate boot disk with just the bare necessities to squeeze out as much memory as possible. Now, I simply made a duplicate of my regular boot disk and added the /s to recover slow memory. NSI shows 150K-bytes used by DOS and resident programs,

(Continued on page 8)

PCjr Software
(Order form on pages 29-30)

BEST OF JR NEWSLETTER IV. For your handy reference, disk has the most informative articles, columns, and tips published in Jr Newsletter from June 1989 through May 1990. Easy to use search utilities provide quick ways to find any subject of interest. 128K ok (Disk #118)

BEST OF JR NEWSLETTER V. The best, most informative articles, columns, reviews, Questions and Answers from the June 1990 thru the May 1991 issues. Includes powerful search utility so you can find and read any subject easily. 128 ok (Disk #130).

Art & Music

JR MUSIC MACHINE. If you want to write and play music on your PCjr, this program allows you to do it. Displays music as you write it using jrs 16 colors, and plays music back in three voice harmony. Features allow you to adjust key, tempo, note values, etc. Color Display required. 128K ok. (Disk #62)

PCJR MUSIC SAMPLER. A collection of classical music concerts performed with great precision to produce the highest quality sound you've ever heard on your PCjr. Disk includes a separate program to activate Juniors sound generator before running game software to get highest quality sound. 128K ok (Disk #119)

ORIGAMI. Learn the art of Japanese paper folding. This program shows you how, step-by-step, to create amazing animals and other objects just by folding paper. Fun for kids and adults, too. 128K. Requires Basic Cartridge. (Disk #39)

PC-KEY DRAW. A powerful graphics program that allows you to draw, paint, produce slide shows, store and print your work. 256K, two drives. (Disk #37)

PC-KEY DRAW DEMO. Contains a slide show demonstration which allows you to see the amazing results you can get with PC-KEY DRAW. Helps to learn the many graphic capabilities of PC-KEY DRAW. (Disk #38)

Data Bases

3 X 5. An information management program that works just like a 3 x 5 card file. It offers speed, versatility and simplicity in entering, indexing and retrieving data. Has an integrated word processor, powerful search commands, multiple windows so you can edit in one and search in another, etc. Requires 256K. (Disk #19)

FILE EXPRESS. (V4.22) Very easy to use database manager. Extensive menus and prompts to guide you. Excellent choice for maintaining mailing lists, etc. Many powerful features. 256K (Disks #83 and #84)

MR. LABEL. Extremely versatile, this software enables you to make labels ranging from the very simple to the very sophisticated. Its the best of many we've tried. 128K ok. (Disk #97)

NAMEPAL. An excellent utility program for maintaining and printing name and address lists, address books or mailing labels. Keeps business and personal references and allows user to maintain free-form notes as well. Requires 128K Memory. (Disk #70)

PC-FILE III. This excellent database manager will handle up to 9,999 records, such as names and addresses, notes, product descriptions, etc. Uses generic, embedded, soundex and wildcard searches. Global updates and deletes. Sorts on any field. Too many features to mention. (Disk #3 runs on 128K, Disk #4 needs 256K)

Educational

CAPSWORLD Geography Trivia game on capitals of the world, populations, areas, cities, languages and currency. 128K OK. Reviewed 3/92. (Disk #138)

FIRST AID TUTORIAL Learn or review your First Aid Lessons with this tutorial prepared by a Certified First Aid Instructor. The time to learn first aid is BEFORE you need it! Reviewed 3/92 (Disk #137)

Reader Feedback

(Continued from page 7)

490 K-bytes available for application programs, and both PS and PSC run just fine!

Last year I bought a second PCjr (128K) complete with keyboard cord, parallel printer attachment with printer cable, BASIC cartridge and manuals for \$300.00. It was intended for the grand kids to use. About two weeks later it refused to boot and when we popped the cover and looked at the drive, the little round, white doohickey that holds the disk down had dry rotted and fallen apart. We could not find another one for love or money, so I got a replacement drive for my souped up jr, and put the old drive in the other one. The new drive is much superior to the old one. I am holding on to the old broken drive, just in case!

Edna Y Nagle, Portsmouth, VA

To Save a ...



Heap of Money --

**Order your
PCjr Programs
in our Software Store
on pages 29-30!**

Questions & Answers

(Continued from page 4)

recognizes our additional memory, we load the SCSI routines into low memory. If we swap the memory recognition and the SCSI positions in this config.sys file we load the SCSI into higher memory. This is easily controlled because we are running DOS 5.0 and we have mouse drivers etc. to put into the low RAM as we choose.

Now, here's the test: At the DOS prompt we type EDIT <Enter> and make a note of the time it takes to get to the opening screen. (Note: This is the sub-version of the full QBasic Editor.) That's it. We find that it takes a little over 22 seconds when the SCSI hard disk is running in low memory and just under 12

seconds when it is running above 128k. Well, we find there are TWO things happening here; the hard disk drivers AND the program are loading in higher memory, so we might assume we don't really have so much speed-up after all and the improvement must be shared between the EDIT program and the SCSI routines loaded above 128k. It just isn't so because, as it turns out, we are loading the EDIT program in high memory even when we have the SCSI driver in low RAM! DOS 5.0 has a MEM command which shows us exactly where things are when we are up and running. We see that other programs and drivers are taking up the low RAM anyway in our case so the difference is truly only the performance of the SCSI card. It is transferring the data from

OWL SOFTWARE

1435 Burnley Sq. N.

Columbus, Ohio 43229

(800) 322-0219

jrHotshot Memory Upgrades

512K at \$149.00 256K at \$124.00

2nd Floppy Disk Drives

5 1/4" at \$169.00 3 1/2" at \$169.00

**Keyboard Adapter with
Honeywell 101 Keyboard
\$95.00**

Buss Expansion Cards

Complete \$49.00 Partial \$20.00

**Jr Combo (5mod) Boards
\$22.00**

**PCjr Power Book/Software
\$17.95**

We have many Junior components

Free Catalogs

CALL or FAX (800) 322-0219

11 a.m. to 6 p.m. Mon-Fri

Questions & Answers

(Continued from page 9)

ARE YOU READY FOR CALCULUS? Excellent review of Algebra and Trigonometry skills you'll need before taking Calculus. Provides help in needed areas. Designed by professor in University of Arizona's Math Department. 128K ok Disk #117)

BIBLE QUIZ. Excellent quiz game tests knowledge of both the Old and New Testaments. Provides answers and biblical references for each question. For one to three players. 128K OK. (Disk #85)

BRAIN BOOSTER. Includes IQ Builder, a program that both teaches and tests your ability to solve number, analogy, synonym and antonym problems like those on IQ and SAT tests. Also includes Algebra and Chemistry programs. For high school and up. 128K (Disk #43)

COMPUTER TEACHER. For those who want to learn how to use DOS commands and to understand basic computer hardware terms, this interactive software will help you become computer literate. Helps you better understand those manuals and computer magazines, as well as how to do more with your computer. 128k (Disk #77)

CROSSWORD CREATOR V3.30. Make your own puzzles up to 36 columns by 22 rows. Many helpful sorting and placement features. Prints out on virtually any printer. 256K (Disk #71)

EARLY LEARNING. A collection of colorful educational games for ages 6-8. Sing-along alphabet, letter match, counting game, maze, pattern matching and more. 128K, need Cartridge Basic. (Disk #48)

EQUATOR. An excellent way to learn and review 35 basic equations used in math, finance and science. Learn to compute the volume of a cylinder, compound interest, or average velocity and much more. Manual on disk. 128K (Disk #20)

GAMES FOR EARLY LEARNERS. Young children like Teach Tots alphabet and counting games. Other activities teach spelling and telling time. For Preschool through grade 3. Cartridge BASIC, 128K. (Disk #63)

disk to RAM nearly twice as fast. Remember, the disk is spinning at the same speed and all else is constant. At this point, we didn't feel it was necessary to try to load both the SCSI driver and the EDIT program into low memory to bog us down any further.

If one chooses to scrimp on memory and use every bit (sic.) of memory below 128k one must also be prepared to have a session of subtle frustration as a result of the non-snappy performance of every operation from disk access to screen updates. It's always educational to make some tests on your own configuration(s) and settle on what's best according to your applications.

The use of a ramdisk in low memory becomes a twofold performance booster because (1) no physical disk drive can match the speed of a ramdisk and (2) the low memory IS being put to use. The ramdisk is inherently so fast that even though it is in low memory and running slower than if it were above 128k you'll never notice.

Q. I'm a beginning typist and hate it when I type something with an error at the DOS prompt and have to re-type the whole line again. I think I've heard of an easier way. Can you help me out? G. Vargas NYC NY

A. There's a whole bunch of finger-savers built right in to DOS!

For all DOS versions, when you press <Enter> and get some such message as "Bad File Name" or "File Not Found" or some such thing just press the Fn-3 combination on your Jr. The last thing you typed will instantly appear again, ready to go. Use the Left and Right Arrow keys and the insert and delete keys to edit out the error(s) then press <Enter> again and off you go...

Another way with all DOS versions is simply to press the Right Arrow key and the last command appears again, but this time, letter-by-letter. You can make corrections as you go or use the same keys as above to edit the line.

The Software Store disk #49, contains DOSAMATIC, a program which solves the DOS editing problem, too. If you want more elaboration you might want to try DOSEDIT.COM, which is a precursor of what's explained next.

If you are using DOS 5.0 then typist heaven is yours. Touch the Up Arrow and the last command appears; touch it again and the command before that one appears; touch it again and the one before THAT etc. and editing is as above. For this little gem you need only have DOSKEY in your autoexec.bat file, or type it in just before you need it. Fn-7 will list by the number ALL the previous DOS commands you've used since loading DOSKEY and Fn-9 will allow you to choose one of them by its number. Once you do, edit as above for the Fn-3 explanation.

DOSKEY does a whole lot more

and the DOS 5.0 manual or the on-line help are great references for its features. The DOS manuals for all previous versions have pretty good explanations for the Fn key actions as described above and you will want to spend a few minutes on those pages just experimenting with the other key combinations related to the DOS command line. If your original DOS manual has been eaten by the pet dinosaur, any number of bookstores carry DOS manuals for all versions. These usually are hyped as having advanced usage tricks, (they usually do) and they will do very nicely.

Q. Most of the programs I've tried work fine but a combination editor, spreadsheet, database and calendar etc. program I have fails with the message "Needs Files=32 Buffers=16" and the jr manual explains that the default for the jr is Buffers=8 Files=4. Is this one of the Jr's compatibility problems which cannot be overcome? What do other computer users do? P. Stricht, Omaha, NB

A. Digging further in the manual will explain how to control the number of Files and Buffers the jr will set up.

In your config.sys file just add the two following statements on separate lines: "buffers=32" and "files=16" and don't type in the quotation marks but do press enter after each statement. You may use any clean ASCII editor (such as PC-

(Continued on page 12)

Questions & Answers

(Continued from page 11)

Write, Galaxy, QEdit, etc., or use a word processor with a save in ASCII format feature, which most of them have) to make this change and they can be anywhere after any memory recognition drivers already there. We recommend you first COPY the original config.sys to config.bak, edit the config.sys and try it and if something goes wrong, copy the config.bak to config.sys and do it again or until you get it just the way you want.

Be sure to get the new
JrConfig: It's located in
PCJR Power Pack III
(Disk #140)

LetterPerfect Is Perfect

(Continued from page 1)

hard drive: WordPerfect 5.0 and 5.1. They just won't run unless you have a machine with a hard disk.

To overcome some of this problem, some Junior users are using an old copy of WordPerfect 4.2 as this program runs well on Juniors, especially if they have 640K and two drives. Still, version 4.2 is only a stopgap for the bells and whistles that are contained in versions 5.0 and 5.1, not to mention the inability of 4.2 to integrate graphics into text.

WordPerfect 4.2 at home is especially nice if you are using the newer versions of WordPerfect at the office. You can call up these 4.2 files you made at home on Junior

PCjr Owners!!

Everything You'll Ever Need Plus Much, Much, More!!

- Memory Sidecars – Expand now to 1.2 MB!
- Second & Third Disk Drives which Snap-on-Top
- 3 1/2" 720K Disk Drives for PS/2 Compatibility
- Speed-Up Boards—Increase Speed to 9.54 MHz
- 20, 30, 40, 60 & 80 MB Hard Disk Drive Systems
- 101-Key Enhanced PCjr Keyboards
- Serial Port Compatibility Boards
- Modifications for Tandy Compatibility
- PCjr Compatible Software & Game Cartridges
- PCjr System Units with 128K or 256K
- Diagnostic Service Only \$25
- Replacement Parts and Service



"The jr Products Group"
PO Box 292
Belmar, NJ 07719

*"Dedicated to the Support
of the PCjr Since 1984"*

(800)922-PCjr

(201)280-0025

Remember – When you purchase all your PCjr products from PC Enterprises you'll never need to worry about compatibility. Our new full color catalog now features over 300 PCjr products on 56 pages. Call or write for your FREE copy today!

when you are at work using the newer versions; you just can't take work home and continue on junior unless you have used the "save as" feature and saved the file in either 4.2 or ASCII format.

Well, we came across one patron of our club who has overcome all of these problems...He runs a junior at his local office while the "main" office is using some other PC compatible and WordPerfect 5.1.

Rather than buying him a "larger" computer, the organization elected to purchase instead a copy of LetterPerfect. This move was much more cost efficient than buying him another computer or adding a hard drive to their Junior. Now the two offices are compatible.

LetterPerfect 1.0 is a "scaled-down" version of WordPerfect 5.1, but the biggest scaling down is in price. Most everything that any office needs in a writing program has been included in LetterPerfect. What is missing are things most of us would never use anyway. But, rather than talk about what LetterPerfect doesn't support, let's talk some about what it does!

There are pull-down menus; you can use your mouse or your Alt key to get to them. This is a nice plus if you are used to the "clean screen" that WordPerfect 4.2 has. Many of us just feel less intimidated if we see a menu at the top of Junior's display. You have the speller and thesaurus, of course, along with the Fn3 help key, line draw, reveal codes, all the familiar block functions, the limited

(Continues on page 14)

PCjr Software

(Order form on pages 29-30)

HAPPY GAMES. Written by a mother to help her own preschoolers learn on their PCjr, this set of colorful educational games makes learning fun. Teaches colors, shapes, logic, eye-hand skills. 256K and joystick required. (Disk #88)

LANGUAGE TEACHER. Helpful exercises for both French and Spanish language students. Hundreds of vocabulary words and verb conjugations. 128K ok. (Disk #72)

MATH FUN! A great way to get kids learning how to add, subtract, multiply and divide. Includes a program called Math Tutor which has cleverly designed exercises for kids in Grades 1-6. Also Funnels and Buckets, a nifty math game that makes learning math fun. 128K. Need Cartridge BASIC (Disk #42)

PLAY AND LEARN. Educational games for kids 5-12. Word match games, find-a-word puzzles, word scrambles, and many more made by teachers. 128K, need Cartridge Basic. (Disk #32)

SPEED READ. If you'd like to double or triple your reading speed, and increase comprehension as well, Speed Read can help you do it. It provides instruction and exercises designed to break bad habits and improve reading efficiency. 256K (Disk #90)

SPELLING BEE. A game that builds spelling skills from Grade 3 level to adult. You are an Olympic athlete representing your country. Excellent color graphics. Four skill levels from very easy to very difficult words. Fun way to become a spelling champ! 256K ok (Disk #82)

STUDY AIDS. Three great programs to help students. PHLASH - a computerized version of flashcards which you make and use for any subject. Multiple choice, true/false, and/or fill in blanks. FRACTIONS - a series of interactive exercises in fractions (many levels). And PHRASE - a program that picks out examples of bad writing in any document and suggests improvements. 128K ok (Disk #92)

THE WORLD V.2.6. Fascinating way to see the world on your PCjr! Just use the pointer to move over full screen map of world and press Enter to zoom in on any region, country or city. Many features. Even shows you hurricane tracks by year. 256K Reviewed 2/90 (Disk #105)

TIME TRAVEL IN HISTORY. A maze adventure game in which you have to answer questions about different periods of American History in order to get gold pieces and save your life! 128K (Disk #21)

TYPING INSTRUCTOR. Disk contains both PC-Touch, a great typing exercise and speed testing program, and Touch Typing Tutor, a combination of lessons, including finger positions, speed tests and a typing game. 128K ok. (Disk #18)

WIZQUIZ. The Wizard keeps track of your progress in solving math problems that range from elementary level through fractions and negative numbers. Extensive exercises, with scores and times recorded under each player's name. Compete against your personal best as you improve your skills. Grades 4 through adult. 128K ok. (Disk #95)

WORD PROCESSING FOR KIDS. Simple, fun and easy-to-use word processor designed especially for beginning writers. Allows children to express their ideas easily and then print them out in large type on your printer. Colorful opening menus make learning the simple commands very easy. Parents/teachers manual is on the disk. 128K. (Disk #41)

WORDCRAZE. Create your own word search puzzles and print them out for friends and family. Just make the list of words you want in the puzzle and its printed out for you. Or try Quotefall, a unique type of scrambled word puzzle. And then there's a high-level version of Hangman. Just try escaping from the noose in this one! 256K (Update review 8/90) (Disk #87)

LetterPerfect Is Perfect

(Continued from page 13)

ASCII text functions, end notes, merge codes and functions, and as many fonts as your printer will support. And speaking of printer support, I have never seen the number of printers that are in the LetterPerfect printer files!

I wanted to see if LetterPerfect worked as well as my friend said it did, so I took the floppy that had the last newsletter on it over to his office. Our last newsletter was 30,782 bytes without the first or last page, and LP retrieved it with no hesitation. Last month's newsletter came up on his screen, but the columns and graphics were all gone. Using Alt/F3 (reveal codes) keys, he proved to me that the graphics were still in the document as were the column definitions and other codes that are normally supported by WordPerfect 5.1 that were in the original document but are not supported by LetterPerfect; even the fonts were the same.

What this told me was that we needed to get the word out as it would be highly possible (and very desirable) to have a small version of WordPerfect 5.1 that would run on Junior. This is especially true for those who are using 5.0 or 5.1 in their work environment and want to take work home to do on Junior. (Why would anyone want to take work home?)

LetterPerfect can be bought by mail from discount houses for about \$125, while WordPerfect 5.1 can be

purchased for around \$250; students and those in the educational system can purchase WP for \$135 and LP for \$89. While you may feel that 5.1 is the better buy, remember you need a hard disk to run it; LetterPerfect will run on your Junior without one!

John King, guru of the San Francisco Computer Club's PCjr SIG, told us how to run WordPerfect 4.2 on our Juniors back in 1987. Many of us purchased "used" copies of this version when versions 5.0 and 5.1 came out, and because of John's great advice, have been happy users ever since.

WP 4.2 has a startup option which allows the whole program to be loaded into Junior's memory. You do need at least 512K to do this, but you only need a single disk drive. If you use a RAM drive program to create a 100K or so RAM drive on boot-up, you can copy the files WPFONT.FIL, WPHELP.FIL, {WP}SYS.FIL and WPPRINTER.FIL from WordPerfect program to your RAM drive. Your new start-up command for WP should be WP /R /D-C: the /R loads WP.EXE completely into Junior's memory. The D-C: tells WordPerfect that all the necessary files are on your C: ramdisk. John had a few refinements by telling us to add BUFFERS=10 to our CONFIG.SYS file so the larger files will load faster.

WordPerfect and LetterPerfect are produced by WordPerfect Corporation, Orem, Utah.

Originally published in the Eugene PCjr Newsletter.



WORD GALLERY. Help your child learn to read with this colorful program that presents pictures and words to match. Its fun to use, has four levels, the last with a missing letter for the child to fill in for beginning spelling. 256K (Disk #125).

MATH & LOGIC GAMES. Designed for kids in Grades K-6, but fun for kids of all ages. Six different games can be played against the computer, or with another human. Each game teaches a different logic and/or math skill. 256K required. (Disk #126)

Home & Family Management

FIRST AID TUTORIAL. Learn or review your First Aid Lessons with this tutorial prepared by a Certified First Aid Instructor. The time to learn first aid is BEFORE you need it! Reviewed 3/92 (Disk #137)

BITE BY BYTE. Let your PCjr design a sensible diet especially for you, and help you plan meals so you can lose weight without too much deprivation. It's fun to do and it really works! Reviewed 10/91 (Disk #134)

EDNA'S COOKBOOK. Will organize your recipes by subject, allowing for quick retrieval. Print out sorted collection for your own cookbook. 128K, 2 drives. (Disk #96)

CHECK PROCESSOR. Easy to use software for financial record keeping. Balance checkbook, print expenses by category, etc. 128K (Disk #59)

CALENDAR MATE V4.0 Design and print your own calendars with birthdays, meetings, events, appointments all listed for you. Many features. Easy to use with F1 help key available at all times. Need 512K. Reviewed 7/91 (Disk #115)

SKYGLOBE V2.5. View a map of the heavens customized for your location, date and time. Maps 10,000 stars, 300 with labels, 89 constellations. Many useful features such as brightness selection, zoom in and out, printing on dot matrix, a find feature, and an astounding on-screen demonstration of star and planet movement across the sky. 256K. Reviewed 7/91 (Disk #129)

Build Your Own COM

If you are tired of having to unplug your mouse in order to use your external modem, you might be interested in creating your own COM port.

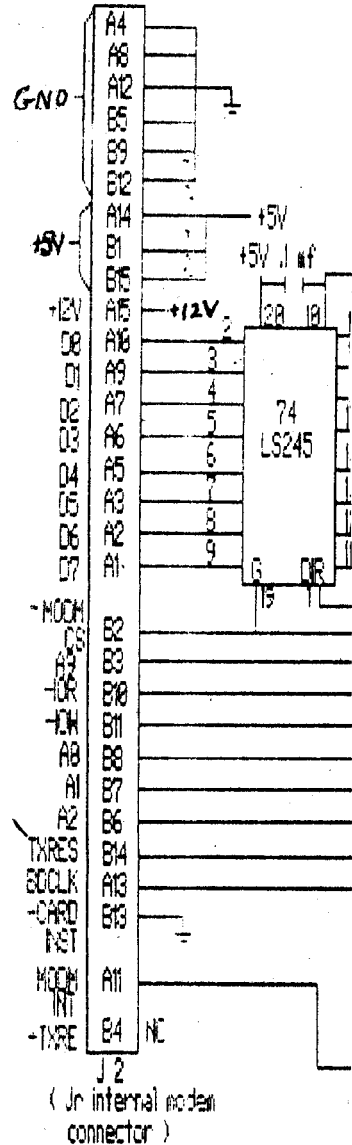
In addition to providing the convenience of a second port, this plan, submitted by Phil Knarr, gives you a COM port that is compatible with communications software. (Although this PCjr quirk is easily remedied by using one of the many port swapping utilities.)

Here's what Phil says about his plan: "All required signals, with the exception of two, were available at the modem card connector. The other two signals, -6 Volts and Shield ground, were picked up from the power supply and modem board grounding pins respectively. I used a ribbon cable to bring the EIA signals out of the Jr's case. It fits nicely beside the floppy d/fsk controller cable that goes to my extra drives.

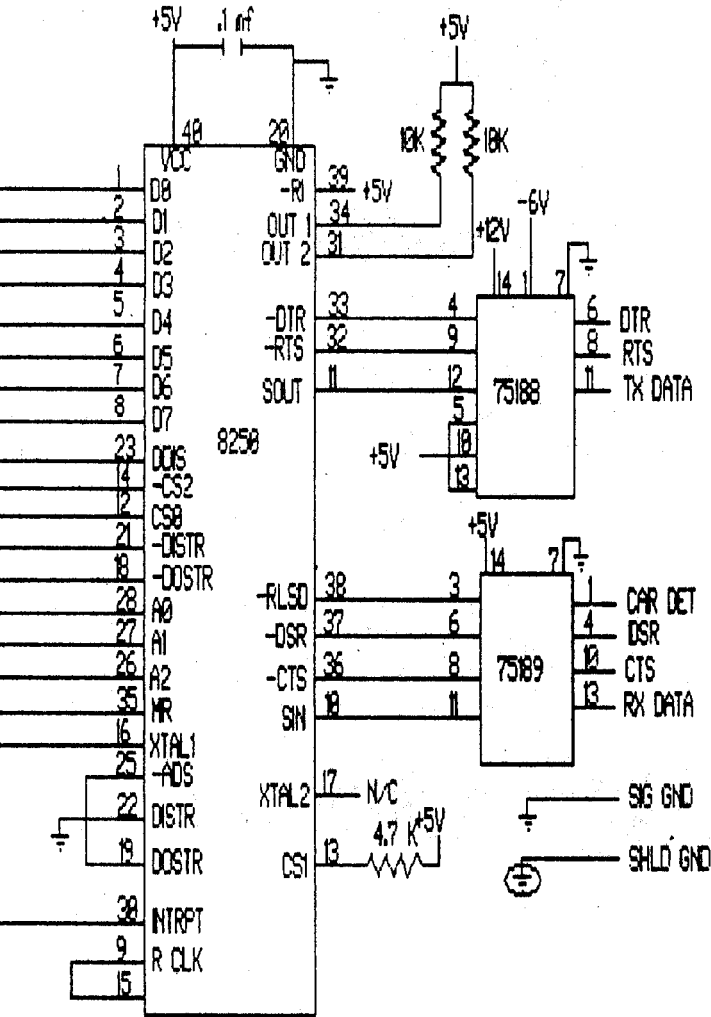
I used information for constructing the circuit from the PC and PCjr Technical Reference Manuals. Since the Jr's BIOS contains the software required to set up the internal modem, there is no other software configuration required. The finished board costs approximately \$15 to \$20 depending on where you get your parts.

Now, I not only have a COM port

(Continued on page 18)



Port For Less Than \$20



SCHEMATIC DIAGRAM OF COM #1 BOARD CIRCUITRY

**Trouble Balancing
Your Checkbook?
Try Check Processor**

Check Processor, Disk # 59 in the jr Newsletter Software Store, is an easy way to handle your financial record keeping. It will balance your checkbook, provide a quick way to keep track of your budget, as well as other financial chores. And doing these things on your PCjr makes it almost fun.

Build Your Own Comm Port for Under \$20

(Continued from page 17)

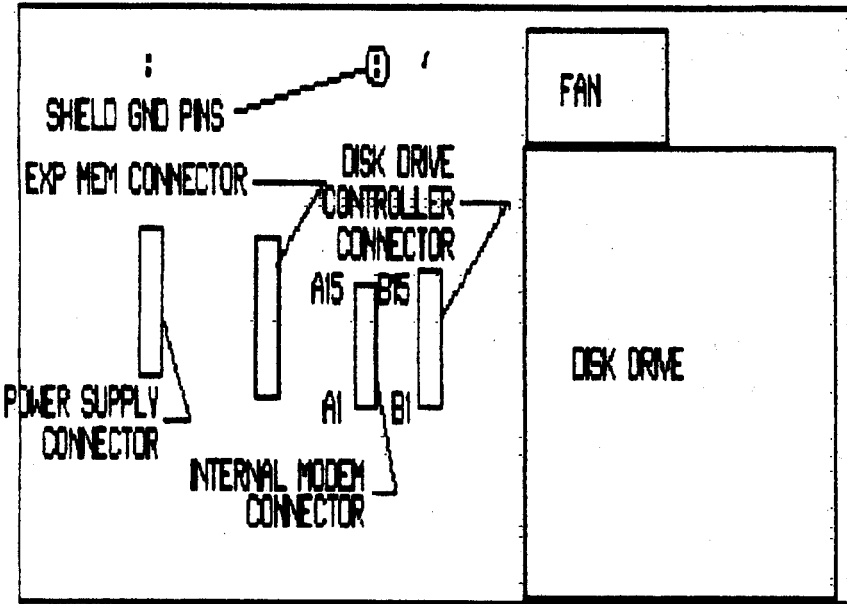
that is compatible with all software, but I can plug my 1200 baud modem into COM #2 and my mouse into COM #1 and get rid of the ugly space taking selector switch box."

We have not tested Phil's project, but we thought we'd include it for those of you who want to give it a try.

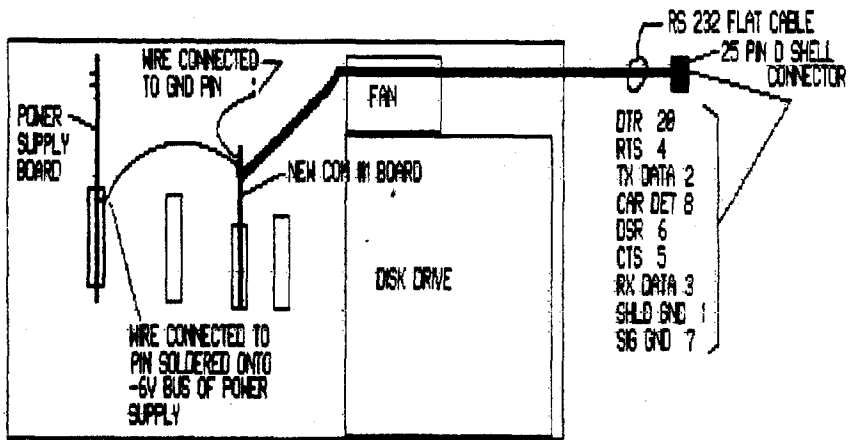
**POWER SUPPLY BOARD
(BOTTOM SIDE)**

SOLDER FIN HERE (FOR -6V CONNECTION)

RIGHT MOST EDGE CONNECTOR



Front (Showing Connector Locations)



Front (Showing Wire & Cable Connectors)

**Make your jr More Powerful!
(and easier to use)**

Jr POWERPACK III

(DISK 140 in the Software Store)



**Try our newest collection of
Software Especially for PCjrs.**

**Includes the
latest version of jrConfig**

Newest Version of jr Toolkit Has Many New Projects


(continued from page 1)

- Table of POST errors from the PCjr diags manual, which lists the various POST errors, the problem area which causes it, and the most probable cause of each POST error.
- Step by step procedure to speedup Jr to 8mhz.
- Step by step procedure to alter the PCjr graphics so it will be compatible with the much used TANDY 1000 (320x200x16 colors.mode).
- Step by step procedure to convert the PCjr Internal Modem to

Serial Port 1.

- Instructions for repairing PCJR Mother Bds, 64k cards, and resolving memory problems.
- Instructions on how to use an RS-232 jumper box (\$8.95) to solve RESET problem with Logitech C7 Mouse.
- Instructions for upgrading a 384k Racore/Quadram memory card to 512k for a total of 640k.
- Instructions for upgrading a 384k Racore/Quadram memory card to 640k for a total of 736k.

Also included in the JrToolKit are files which were included in the older version. For those who have not yet purchased this



Introducing THE NEW QUARTERPOUNDER EXTERNAL HARD DISKDRIVES

(anyone can install)

- Connect to parallel port with printer
- Battery operated, completely portable
- Pre-installed, plug-in and run
- Works with laptops and desktops as a primary and secondary storage device AC-only units to 530 MB.
- Approved by Toshiba, NEC, Zenith, Atari, PCjr, Poqet (All IBM compatibles, desktops & laptops)
- Weigh only 1.25 lbs., 2 year warranty

Special
\$295/20 MB
Save \$50



Systems Peripherals Consultants

7950 Silverton Ave, #107
San Diego, CA 92126
Ask for Bob Richard

The QuarterPounder uses 20, 40, 60, 80, & 120 MB 2 1/2" drives. Features built-in rechargeable battery. Only 5x5x1.25" in.

Phone: 619/693-8611

FAX 619/693-1636

diskette, a list of topics covered is included below.

- instructions for upgrading your PCjr by performing the PCjr to Tandy 1000 modification.
- instructions for adding disk drives
- adding more memory (for IBM and Microsoft sidecars).
- adding more power with an upgrade for the 7 inch PCjr power supply, or adding an XT power supply.
- getting the right box for a second disk drive.
- Adding a 3.5 inch drive to a PCjr in a just few minutes.
- Cleaning and/or lubricating the PCjr 5 1/4 inch disk drive so it runs more quietly.

Jr Toolkit also has several files which provide diagnostic and repair tips from people who have tinkered successfully with their PCjrs when breakdowns occurred. These tips could save you money and aggravation by showing you how to make easy repairs. Some not so easy repairs for the more experienced do-it-yourselfers are included as well.

The diskette also has instructions for adding a reset button to your jr, adding a V20 chip replacement for the original 8088 (for increased speed), as well as expanded directions and precautions necessary for installing a Tandy 1000 Modification, which allows PCjrs to run much more software in full 16 colors.

To order Jr Toolkit (Disk #110) please use the order form on pages 29-30.

PCjr Software

(Order form on pages 29-30)

WILLS. Written by a lawyer, this software helps prepare wills that are appropriate for many different situations. Includes 18 basic types, with many clauses that can be combined to create customized wills for most families. 256K (Disk #124).

FAMILY TREE. Powerful genealogy program with easy to use menu system. Prints handy research forms, checks your accuracy, prints variety of charts and can make your family tree into a book! 256K (Disk #109)

FAMILY HISTORY. Includes complete manual on disk with how-to info on tracing and setting up your family tree with detailed genealogical information. Easy to use and modify as you gather more data. New compiled version runs faster than previous version. 128K order Disk #33 alone. 256K order #33 and #33A.

HOME BUDGET MANAGEMENT SYSTEM. Easy-to-use system for keeping track of income and expenses. Create separate accounts for income tax categories and get a summary at end of year. Provides chart of accounts, transaction reports, sorted ledger entries, etc. 128 K. (Disk #57) Or v. 3.13 for improved screenwriting and disk access speed. 256K. (Disk #57A)

HOME INVENTORY. Taking an inventory of your home might even be fun with this easy-to-use software that takes you through the process step by step. Gives a complete record for insurance purposes. Also good for listing collections. 128K. Cartridge BASIC required (Disk #58)

RESUME SHOP. Makes preparing a professional looking resume easy. Guides you through all the steps of the process with a series of menus and suggestions. One page limit. 256K (Disk #121)

PC-CHECK MANAGER. A menu-driven program that can handle multiple checkbooks, unlimited payees and ledger account assignments. Requires 256K. (Disk #25)

SAVE THE PLANET! To do your part to stop destruction of the earth's environment, let your PCjr explore this extensive database of information on the major environmental issues. Need 512K. (Disk #120)

Updated Version of "WILLS" Now Available

Print Utilities

IMAGEPRINT V3.33. Produces near letter-quality print on dot matrix printers. IBM Graphics Printers, Proprinters, Epsoms and compatibles. Contains many format features, three quality levels, interfaces with word processors. 256K ok. (Disk #50)

PRINT HANDLER. Excellent printer setting utility allows you to set features from a menu. Other software on disk for banners, sideways printing, custom font generator (Epson), print spooler, count pages before printing and more! Will work with most dot matrix printers. (Disk #51)

PRINT IT! Selection of programs allows you to print large banners as well as tiny (but quite readable) documents on most dot matrix printers. Compress four pages on one sheet with Docsmash, print on both sides of computer paper with Both, reformat into tiny columns with Microtext (many other options), make wall-length banners with Bannerific! 256K (Disk #111)

PIVOT! Allows you to view and print spreadsheet files. The files can be printed either in landscape or portrait on any Epson compatible dot matrix printer. Can be installed as an Add-In Utility in As-Easy-As. 384K recommended. (Disk #136)

SIDE WRITER. Prints text files and spreadsheets sideways on dot matrix printers. Has Menu System for configuration. Works with IBM and Epson compatible printers. Requires 128K Reviewed 9/91 (Disk #132)

Spreadsheets

AS EASY AS. Excellent, easy to use, spreadsheet program. Works like Lotus 1-2-3, with all spreadsheet functions. Can load and operate 1-2-3 files. 256K ok (Disk #67)

PIVOT! Allows you to view and print spreadsheet files. The files can be printed either in landscape or portrait on any Epson compatible dot matrix printer. Can be installed as an Add-In Utility in As-Easy-As. 384K recommended. (Disk #136)

"WILLS", a program for designing custom wills, has been updated. The program provides a list of more than 40 factors to consider when making a will. After you read this text file, you are ready to choose the will that most closely fits your situation. The program offers a wide variety of wills which are designed for specific purposes. It includes specific wills for:

- A husband or wife, leaving everything to their spouse, and if the spouse dies first, leaving everything to the children.

- A single person, leaving everything in two equal parts to that person's parents, and if one parent is dead, leaving everything fully to the other parent, and if both parents are dead, all the estate is divided equally between that person's brothers and sisters.

- Single person leaving everything in equal parts to their brothers and sisters, and if one of the brothers and sisters dies before that single person, leaving the share of that brother or sister to their children (in equal parts), and if that brother or sister has no children, leaving the share of that dead brother or sister to the living brothers and sisters in equal amounts.

- Will for a single person, in contemplation of marriage, including a 30 day clause in the event of death

of the husband and wife within 30 days of each other.


- A power of attorney form,
- and many others.

The program will run on most word processors because the forms are made in flat ASCII files.

Although there are many variations and types of wills, and the law of different locations are different, the author, who is an attorney, included wills that can be used in most areas.

Wills requires 256K and is Disk #124 in the Software Store on pages 29-30.

**Let software & hardware
developers know that
*We're Still Here!***



PCjr Software
(Order form on pages 29-30)

AS-EASY-AS V.4.00 This is a MAJOR upgrade of the popular, powerful Lotus 1-2-3 look-alike spreadsheet software. Many useful features have been added to an already full-featured program. Earlier 256K version (2.05) is Disk #67. This upgrade requires 384K. Reviewed 2/90 (Disk #107)

MINICALC. A small, easy to use, spreadsheet program. 11 columns by 22 rows. On-line help function and manual on disk. In addition to performing calculations, will generate bar graphs. (Disk #27)

PC-CALC. A versatile spreadsheet program that can do up to 26 columns of adjustable size and 256 lines. Features on-screen prompts, many math and statistical functions, hidden column capability, many formatting options, 64 character cells, automatic global recalculation, and more. Has some limits on 128K, but still very useful. (Disk#5 runs on 128K, Disk #6 requires 320K and two drives)

PC CALC PLUS. V2.0 More advanced than PC Calc (Disks 5 and 6), this is a very powerful spreadsheet program which includes graphing features. Excellent. 512K (Disk Set #2 (2 disks) \$10.)

Telecommunications

JRTELE V2.1. Excellent, easy-to-use telecommunications software made especially for PCjr's, and the PCjr modem. Ideal for beginners, but has enough power and features for most users. Supports 300 and 1200 baud. PCjr internal or Hayes compatible external modems. 128K ok. (Disk #86)

TELIX V3.12. Powerful, yet easy-to-use program, with variety of built-in transfer protocols. Features Z-Modem, one of the most efficient and reliable transfers available. If you're disconnected while downloading, Z-Modem will pick up where it left off when you next log-on, thus saving connect time and telephone toll charges. Need 180K free memory after loading DOS and either two floppy disks or a floppy disk and a hard drive. (Disk Set #4) \$12 for 3 disks.

Which Power Supply Is Inside of Your PCjr ?

One PCjr is not the same as another PCjr, especially when it comes to power supplies. How do you tell which one of the two types is in your PCjr? It's worth knowing, because one is more powerful than the other.

The power supply is located in the rear left section of your PCjr. It is just in front of the socket where your exterior power plug cord enters the back of your PCjr.

The smaller, less powerful power supply is approximately 7 inches long, while the more powerful version is 11 inches long.

Facts About PCjr's System Board

According to the IBM Technical Reference Manual, the PCjr system board "supports both read-only memory (ROM) and R/W memory (RAM). It has space for 64K bytes by * bits of ROM. There are two module sockets that accept a 32K byte by 8 bit ROM module.

"ROM is aligned at the top of the 8088's address space. This ROM contains the Power-On Self-Test, cassette-BASIC interpreter, cassette-operating system, I/O drivers, dot patterns for 256 characters in graphics mode, a diskette bootstrap-loader and user-selectable diagnostic-routines."




Afraid to Upgrade?

Don't Fear...

The newest version of
jr Toolkit Is Here!

Loaded with upgrade modification projects and repair instructions.



To order jr Toolkit, choose Disk #110
on the order form on pages 29-30.

Send a Form Feed Fast!

Need a Form Feed in a hurry? Can't reach the switches easily? Try this, Bunkie...

Type the following; ECHO Ctrl-L>PRN <Enter>

¡Olá, the printer feeds to top of form!

Alternatively the command can be in a .BAT file with a name such as FF.BAT. Then you can merely type FF <Enter> and the same thing happens. Why not do some experimenting, and find the other "magical" keys for printer control, or the beep, or anything else?

Centering the Monitor Image

You can move the screen image left or right manually with the Ctrl-Alt-Left Arrow and Ctrl-Alt-Right Arrow keys.

If you want to automate this, put the following line in your AUTOEXEC.BAT file to switch to 80 column mode and move the image two characters to the right.

MODE CO80,R

To move the image left use MODE CO80,L. Of course, the DOS MODE.COM program must be on your boot disk.

IBM	PCjr	&	Convertible	Specials
128K External Memory	CALL		New Convertible With	
256K Internal Memory	CALL		256K Backlit LCD	\$ 895
512K Internal Memory	CALL		128K Memory Card	\$ 79
Second Floppy Drives			256K Memory Card	\$ 225
5 1/4", \$189 or 3.5"	\$ 219		384K Memory Card	\$ 295
20 Meg Hard Drive	\$ 495		Serial/Par Attachment	\$ 120
Parallel Attachment	\$ 69		CRT Adapter	\$ 99
Serial Cable Adapter	\$ 20		Enhanced LCD	\$ 79
Mouse & Dr Halo 3	\$ 59		20 Meg Hard Drive	\$ 495
Keyboard Cord	\$ 15		Portable Printer	\$ 165
Internal Modem	\$ 29		Printer Cable	\$ 15
101 Key Keyboard	\$ 134		Std. 1200 bd. Modem	\$ 75
Joystick	\$ 29		Enh. 1200 bd Modem	\$ 175
Cluster Network Adapter	\$ 96		New Battery	\$ 89
PCjr Tech Ref Manual	\$ 39		IBM Carrying Case	\$ 39
New Computers	\$ 349		LTI Carrying Case	\$ 49
Refurb Computers	\$ 169		Auto Power Adapter	\$ 12
Refurb Monitors	\$ 199		9" Monitor	\$ 115
REPAIR SERVICE	CALL		12" Color Monitor	\$ 329

PCjr & PC SOFTWARE Many GOOD Titles FREE Catalog
 Call, Write, or Fax to get our FREE Catalog
 Terms: Prepaid or COD Qualified School & government PO's Accepted

(214) 276-8072
 Computer - Dial & Shop



Attn: Dept - JrNL P.O. Box 461782
 Garland, Texas 75046-1782
 BBS & FAX (214) 272-7920

... PCjr CLASSIFIEDS ...

FOR SALE: PCjr 640K dual drives, Tandy Mode chip, 42 Meg Hard drive, 2 PCjr joysticks, 200 watt power supply, color monitor, hard drive and controller have remaining warranty, plus software. \$300.00 or best offer. (612)776-3513. Call after 5 p.m. cst

IBM PCJR Guide to Operations \$10.00; IBM DOS 2.10, \$10.00; IBM PCjr BASIC Manual, without cartridge, \$10.00; IBM 64K Internal Memory and display Card, \$20.00. FREE UPS. SASE for check return. Ronald P. Hoff, 531 Florida Ave., Apt. 204, Herndon, VA 22070-4923. Phone: (703) 435-1586

PCjr 640K, jr monitor, mouse, internal jr modem, Tandy mod, 2 joysticks, software, dustcover. \$450

plus shipping. (515) 285-1951 after 6 p.m. or write to Tom Bradley, 1207 SW Titus, Des Moines, IA 50315.

Check our prices for your Junior needs. Upgrades, cables, repair, etc. We are also interested in buying your excess or defective Junior items, such as Tecmar, Racore, etc. Elmer Hungate. R.R. #1, Box 324, Dodge Center, MN 55927 (507)374-2795. (8&9)

PCjr 640K, PCjr Color Display, parallel printer port, 2 IR keyboards (1 84 key), joysticks, 5 1/4" drive, TV connector, BASIC cartridge & MS-DOS 2.10 w/manuals, Microsoft PCjr Booster with mouse, Cartridge Lotus 1-02-3 rel 1A, PC-Sig/JrNews shareware, Jr Hotshot & IBM PCjr Guide to Operations. \$495 plus shipping. Call Bennet (714) 679-5889 before 6 p.m. PST. Bennet P. Gilliland, 27219 Monk Street, Sun City, CA 92586 (8&9)

How to Submit a Classified Ad

Classified Ads are \$12 per month. Ads for items offered for \$75 or less or for swap or trade, are \$6 per month.

Send your typewritten ad (no more than five lines on an 8 1/2 x 11 typed page). Send to Jr Newsletter, Box 163, Southbury, CT 06488.


Ads received by the 10th of the month will be printed in the next month's issue.

Moving?



Please send your new address to us at least one month before you move. The Post Office will not forward your newsletters. Send notice to:

Jr Newsletter
P.O. Box 163
Southbury, CT 06488.



Need Help?

The following disks from the jr Newsletter Software Store can help you to get the most out of your junior. To order, see the coupon on page 23.

PCJR AUTOSETUP. A beginner's dream: Just select from a menu to make separate boot disks especially for each type of software you use. Automatically creates the right config.sys and autoexec.bat files for RAM disks, games, word processing, telecommunications and other software to run at maximum power and efficiency on your PCjr. Designed especially those who haven't mastered the art of customizing their computers. This one does it for you! 256K (Disk #99)

JR TOOLKIT V2.0. A collection of upgrades, modifications and repairs. Some easy, some require experience. Includes adding second 5.25" drive (easy) or 3.5" drive (easy), PCjr to Tandy 1000 Mod (harder), power supply upgrade (harder), reset button (harder), V20 speedup chip (easy), how to quiet drives (easy), adjust monitors (easy), plus many others. (Reviewed 3/90, 6/90, & 8/92) (Disk #110)

JR POWER PACK. A collection of particularly useful programs for PCjr owners. Set up RAM disks, address memory to 736K, turn a joystick into a mouse, set screen colors, keyboard click, scan and search text files, screenblanker, print spooler, and more. 128K. (Disk # 52)

JR POWER PACK II. Disk full of programs to make your PCjr more useful and powerful. Fix compatibility problems, set up ram disks, tiny word processor, set up 3.5" drives, use DOS easily, and more. Need 256K for some, 128K ok for most. (Disk #65)

JR POWER PACK III A disk chock-full of utilities to get the most out of the PCjr, including the latest version (4/92) of jrConfig, a program to increase disk space from 360K to 420K, a quick bootup disk for DOS 3.X, multipurpose compatibility drivers, keyboard patches, ramdrive programs, and many more useful utilities. 256K Reviewed 4/92 (Disk #140).

PCJR COMPATIBILITY DISK V4.0. Tips on how to run hundreds of software titles, includes PCjr compatibility info, tips on running software, and how to make some incompatible software operate. Powerful search feature finds titles quickly and easily. 128K ok. Last update April 1991. (Disk #60)

PCJR PATCHES V6.0 Patches to fix software to run on PCjrs. Most enable 16 colors. V6.0 adds patches for 1 on 1, 688 Attack Sub, Battle Chess, Battle Tech, Boxing II, Genius Mouse, Grand Prix, Indiana Jones, Jack Nicklaus, Knight Games, Paperboy, Prodigy (thru V3.1), Shanghai, Silpheed, Sim City, Space Rogue, Steel Thunder, Strip Poker II, Test Drive II, Tetris, The Games (Summer), Ultima IV, plus new patch to stop disk drive spin. Dozens of older patches, too. (Reviewed 2/91) (Disk #56)



jr Newsletter Software Store



The software in the jr Newsletter Software Store is the best public domain and user-supported software for the PCjr we've been able to find. All software has been tested on our PCjrs and is highly recommended. Some of the programs are equal to or better than commercial programs costing hundred of dollars. These are offered for you to try at \$5.95 per disk. Some shareware requires additional payment if you continue to use it.

**Buy Two Disks,
Get One Free!**

**Newest
Releases**

FULLY DESCRIBED

IN THIS ISSUE:

Especially for PCjr, pages 6, 7
Art & Music, 6, 7
Educational, 8, 10, 13,14, 15
Home & Family Mgmt, 15, 21
Printer Utilities, 22
Spreadsheets, 22, 23
Telecommunications, 23

*** NEW VERSION * JR TOOLKIT V2.0.** A collection of upgrades, modifications and repairs. Some easy, some require experience. Includes adding second 5.25" drive (easy) or 3.5" drive (easy), PCjr to Tandy 1000 Mod (harder), power supply upgrade (harder), reset button (harder), V20 speedup chip (easy), how to quiet drives (easy), adjust monitors (easy), plus many others. Reviewed 8/92 (Disk #110)

*** NEW VERSION * WILLS.** Written by a lawyer, this software helps prepare wills that are appropriate for many different situations. Includes 18 basic types, with many clauses that can be combined to create customized wills for most families. 256K Reviewed 8/92 (Disk #124).

NEW * THE BEST OF JR NEWSLETTER VI. Disk contains most of the major articles published in jr Newsletter from the June 1991 issue through May 1992. Articles on compatibility, PCjr hardware and software tips, questions and answers from PCjr users, and other informative articles. Utility to search for subjects. 128K ok Reviewed 7/92 (Disk #142)

*** NEW * Picture This** A label program which makes address labels with three lines of text and a PrintMaster or PrintShop style graphic on your dot matrix printer. 256K. Reviewed 5/92 (Disk #141).

*** NEW * Jr Power Pack III** A disk chock-full of utilities to get the most out of the PCjr, including the latest version (4/92) of jrConfig, a program to increase disk space from 360K to 420K, a quick bootup disk for DOS 3.X, multipurpose compatibility drivers, keyboard patches, ramdrive programs, and many more useful utilities. 256K Reviewed 4/92 (Disk #140).

jr Newsletter Software Store

Buy Two, Get Another Free!

Please circle the diskette #'s of your choice

SET DISK SETS

- 1 PC WRITE V3.02 (3 disks-\$12)
- 2 PC CALC PLUS. 512K (2 disks-\$10)
- 3 PRINTMASTER LIBRARY. (2 disks-\$10)
- 4 TELIX V3.12 (3 disks-\$12)
- 5 PC-WRITE LITE (2 disks-\$10)
- 6 BASEBALL STATS (2 disks-\$10)

TITLE

- 1 PC-WRITE V2.5 (128K)
- 2a PC-WRITE V2.7 (256K), Disk 1
- 2b PC-WRITE V2.7 (256K), Disk 2
- 3 PC-FILE III. 128K
- 4 PC-FILE III. 256K
- 5 PC-CALC. 128K
- 6 PC-CALC. 320K
- 8 GAMES I
- 9 DUNGEONS & WARS
- 10 PINBALL RALLY
- 12 REFLEX POINT
- 14 ADVENTUREWARE
- 15 PROCMM
- 16 BUSHIDO
- 17 PC-OUTLINE
- 18 TYPING INSTRUCTOR
- 19 3 X 5
- 20 EQUATOR
- 21 TIME TRAVEL IN HISTORY
- 22 PC-DESKTEAM
- 23 PC-PROMPT
- 24 PC DOS HELP
- 25 PC-CHECK MANAGER
- 26 BATCH FILE UTILITIES
- 27 MINICALC
- 28 SUPER UTILITIES
- 29 MORE SUPER UTILITIES
- 30 ARCADE GAMES
- 31 BOARD GAMES
- 32 PLAY AND LEARN
- 33 FAMILY HISTORY (128K), single
- 33A FAMILY HISTORY (256K), need both
- 34 GAMES II
- 35 NEW KEY
- 36 PIANOMAN
- 37 PC-KEY DRAW
- 38 PC-KEY DRAW DEMO
- 39 ORIGAMI
- 40 DOS 2.1 FIX
- 41 WORD PROCESSING FOR KIDS

- 42 MATH FUN!
- 43 BRAIN BOOSTER
- 44 PC-CHESS
- 45 ZAXXON/GALAXY TREK
- 46 PHRASE CRAZE
- 47 GOLF/SAILING
- 48 EARLY LEARNING
- 49 DOSAMATIC
- 50 IMAGEPRINT V3
- 51 PRINT HANDLER
- 52 JR POWER PACK
- 53 CASTAWAY/S. AMERICA TREK
- 54 THE BEST OF JR NEWSLETTER I
- 55 SUPER BOARD GAMES
- 56 PCjr PATCHES V.6.0
- 57 HOME BUDGET MANAGEMENT, 128K
- 57A HOME BUDGET MANAGEMENT, 256K
- 58 HOME INVENTORY
- 59 CHECK PROCESSOR
- 60 PC-JR COMPATIBILITY DISK, V4.0
- 61 BOYAN
- 62 JR MUSIC MACHINE
- 63 GAMES FOR EARLY LEARNERS
- 64 COMPUTER JOKER
- 65 JR POWER PACK II
- 66 THE BEST OF JR NEWSLETTER II
- 67 AS-EASY-AS, V.2.05 (256K)
- 68 DOUBLE TROUBLE
- 69 GALAXY
- 70 NAMEPAL
- 71 CROSSWORD CREATOR V3.30
- 72 LANGUAGE TEACHER
- 73 BAKER'S DOZEN
- 74 MIND READER
- 75 RAMDISK MASTER
- 76 PC-STYLE
- 77 COMPUTER TEACHER
- 78 PLAYER'S CHOICE
- 79 MEAN 18 GOLF COURSES-1
- 80 MEAN 18 GOLF COURSES-2
- 81 SCOUT
- 82 SPELLING BEE
- 83 FILE EXPRESS, DISK 1
- 84 FILE EXPRESS, DISK 2
- 85 BIBLE QUIZ
- 86 JRTELE V2.1
- 87 WORD CRAZE
- 88 HAPPY GAMES
- 89 STAY ALIVE !!!



**Circle your disk choices,
Tear out page for order!**



Software Store (Page 2)

(Listing begins on previous page)

- | | |
|---|--|
| <p>90 SPEED READ
 91 THE BEST OF JR NEWSLETTER III
 92 STUDY AIDS
 93 TYPEWRITER
 94 SHARESPELL V2.2
 95 WIZQUIZ
 96 EDNA'S COOKBOOK
 97 MR LABEL
 98 TOMMY'S TRIVIA
 99 PCJR AUTOSSETUP
 100 WAR ON THE SEA
 101 GAMES III
 102 4DOS V2.21
 103 TEXT UTILITIES
 104 PKZIP V.1.02
 105 THE WORLD V.2.6
 106 GAMES IV
 107 AS-EASY-AS V.4.00 (384K)
 108 PROCOMM PLUS TEST DRIVE 256K
 109 FAMILY TREE
 110 JR TOOLKIT
 111 PRINT IT!
 112 LZEXE
 113 SCRABBLE
 114 SPEECH
 115 CALENDAR V4.0
 116 DUOTRIS</p> | <p>117 READY FOR CALCULUS?
 118 BEST OF JR NEWSLETTER #IV
 119 PCJR MUSIC SAMPLER
 120 SAVE THE PLANET
 121 RESUME SHOP
 122 ASIC BASIC COMPILER
 123 AUTOMENU V4.7
 124 WILLS
 125 WORD GALLERY
 126 MATH & LOGIC
 127 POWERBATCH
 128 LHA ARCHIVE
 129 SKYGLOBE
 130 BEST OF JR NEWSLETTER #V
 131 BRIDGE PLUS
 132 SIDE WRITER
 133 DISK CAT
 134 BITE BY BYTE
 135 MEMSIM
 136 PIVOT!
 137 FIRST AID TUTORIAL
 138 CAPSWORLD
 139 USAMAP
 140 JR POWER PACK III
 141 PICTURE THIS
 142 BEST OF JR NEWSLETTER #VI</p> |
|---|--|



jr Software EASY ORDER! Form

_____ disks @5.95 each = \$ _____
 _____ disk sets = \$ _____
 Shipping & Handling = \$ 3.00
 Add 6% sales tax in CT \$ _____
TOTAL \$ _____

Name _____

Address _____

City _____ State _____ Zip _____

Prices are U.S. funds.

Make check Payable to jr Newsletter.

Send to: jr Newsletter, Box 163, Southbury, CT 06488

All Orders Sent First Class Mail

Software That Helps You Use DOS Commands

(Continued from page 2)

More than one filename may be provided, in which case they are searched sequentially for matches with the specified character string.

Global filename characters "*" and "?" are not allowed in the filename or extension.

These options may be included in the command:

.V - All lines NOT containing the string are displayed.

.C - The total number of matching occurrences in each file is displayed without displaying the matching lines.

.N - The relative line number of each line containing a match is displayed to the left of the displayed line.

NOTES: * To include a quote in the character string, enter two quotes in succession. This is interpreted as a single quote by FIND. * The string enclosed in quotes must exactly match the string to be found (upper and lower case will not match).

The following examples show some of the capabilities of FIND:

FIND "IBM PC" printer.cat displays.cat -- This command will find all occurrences of "IBM PC" in the two files and output the matching lines from printer.cat first and displays.cat second.

FIND "Bailey" MAILLIST >PRN -- This command will find all lines in the file MAILLIST with the name "Bailey" and output all matching lines to the printer (see help file REDIRECT for directions to redirect

output).

DIR: FIND "BAS": SORT -- This command takes the output from the DIR command and finds all the lines containing "BAS". These lines are then sent to the SORT command which sorts all the lines and outputs the results on the display (see the help files PIPING and SORT for more information). The leading blank ensures that only filename extensions are matched.

New Help Topics

In addition to the above kinds of help, the author has provided a way of adding your own new help topics. All the help files on the disk have the name of the command, such as FIND, and the extension .HLP. To add your own topic, you would create an ASCII file (plain text) which is less than 64K in length. Once added to the directory, it will appear on the help menu and can be accessed in the same way as the other command topics. The author notes that one of the best uses he has found for the ability to add your own help topics is to keep track of programs you have written. Once the program is written and tested, you create a short help file of the same name so that after a few months you can figure out what that program was supposed to do. Chris Bailey, the author, requests a \$15 donation if you find the program useful. This contribution will help him continue to develop new software products at reasonable prices and will also entitle you to be informed of his new products and updates of PC-DOS Help, as they become available.

SUBSCRIBE NOW

to jr Newsletter

1 yr. (12 issues) only \$23
2 yrs. (24 issues) only \$42



Name _____

Address _____

City _____

State _____ Zip _____

Satisfaction guaranteed or your money back for all unmailed issues. All prices U.S. funds. Add \$8/yr. for delivery to Canada.
(Connecticut residents add 6% sales tax)

Send order with payment to:

jr Newsletter
Box 163
Southbury, CT 06488

jr Newsletter
P.O. Box 163
Southbury, CT 06488

Bulk Rate
U.S. Postage
PAID
Permit No. 31
Southbury, CT
06488