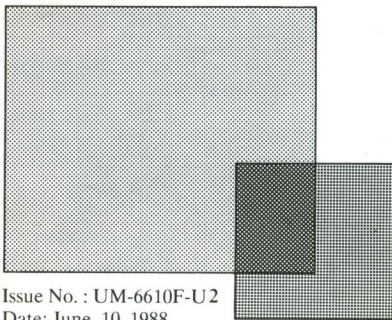


---

# LCS-6610F

## FLOPPY DISK ADAPTER

---



Issue No. : UM-6610F-U2  
Date: June. 10, 1988

# LCS-6610F

## Floppy Disk Adapter

### Introduction

---

We are delighted that you have chosen the LCS-6610F Floppy Disk Adapter to extend the capabilities of your personal computer. The LCS-6610F is designed to be used with the IBM PC/XT/AT and PC compatibles. It is equipped with the following versatile and powerful features:

- Host Interface: IBM PC/XT/AT or its compatibles.
- 1 or 2 floppy disk drives can be connected.
  - 5.25" FDD with 1.2MB and 360KB capacity.
  - 3.5" FDD with 1.44MB and 720KB capacity.
- DOS Compatibility:
  - Version 2.0 or higher when only 5.25" disk drives with 360KB capacity are used.
  - Version 3.0 or higher when only 5.25" disk drives with 360KB or 1.2MB capacity are used.

- Version 3.2 or higher when both 360KB or 1.2MB 5.25" and 720KB 3.5" disk drives are used.
- Version 3.3 or higher when both 360KB or 1.2MB 5.25" and 720KB or 1.44MB 3.5" disk drives.

## Configuration - Jumper Settings

Refer to Fig. 1 for location of jumpers on the LCS-6610F when configuring your system.

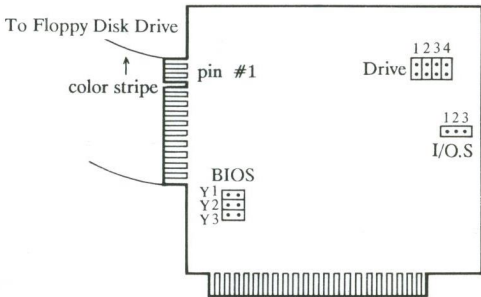


Fig. 1 The Layout of the Jumpers on the LCS-6610F.

**I/O. S :**  
I/O Address Selection.

(1,2) Closed - Primary I/O Address  
(3F0H-3F7H)  
(Factory Setting)

(2,3) Closed - Secondary I/O Address  
(370H-377H)

**Y1, Y2, Y3 :**  
Address Selection for firmware embedded in  
LCS-6610F.

Refer to Table 1 below to select your desired  
addresses.

**Table 1**

Y1	Y2	Y3	Address Selection
Closed	Open	Open	CA000H-CBFFFH
Open	Closed	Open	CC000H-CDFFFFH (Factory Setting)
Open	Open	Closed	CE000H-CFFFFH

**Note:**

- If the user wants to use the system's BIOS to set up the floppy disk drives instead of using the LCS-6610F's firmware, the jumpers Y1, Y2 and Y3 must all be set to "open". Refer to the system user's manual for information to set up the floppy disk drives.

- In the case of an XT system, the user can only use the LCS-6610F's firmware to set up the floppy disk drive types because the XT's system BIOS cannot support the floppy disk drive types other than 360KB.

**1, 2, 3, 4 :**  
Drive Type Selection

Refer to Table 2 below to select your desired drive types.

**Table 2**

(For Drive A)		(For Drive B)		Drive Type
1	2	3	4	
x	x	x	x	360KB
Closed	x	Closed	x	1.2MB
Open	Closed	Open	Closed	720KB
Open	Open	Open	Open	1.44MB

- "x" means don't care
- The factory settings of these jumpers are all set to "closed".

**Example:**

The following is an example for the user to set up the drive types according to Table 2 :

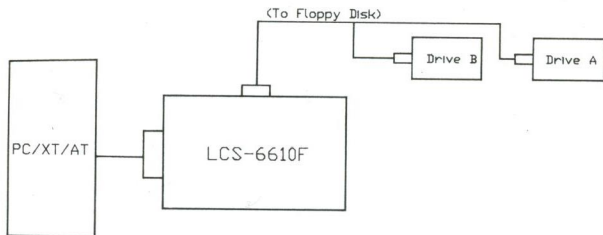
1	2	3	4	Drive A	Drive B
Open	Closed	Closed	x	720KB	1.2MB

## Installation

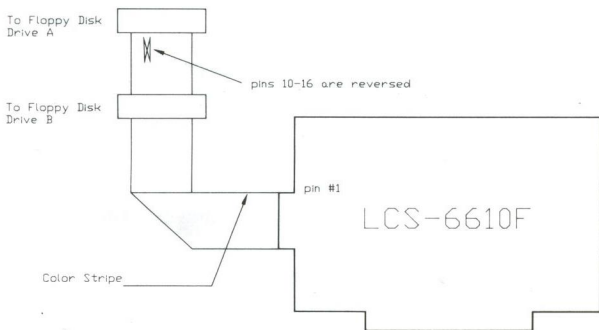
---

Refer to the following illustrations to install LCS-6610F:

### Block Diagram:



### Cable Connection:



## Operation

---

The LCS-6610F imitates the standard operations of an IBM PC disk controller. Refer to the DOS Operation Manual for questions regarding DOS operations. Refer to the system user's manual for information regarding system setup. This program is usually provided with the system's diagnostics.

Trademarks:

IBM PC/XT/AT : IBM Corp.

MS-DOS : Microsoft Corp.

IBM Diagnostic : IBM Corp.

