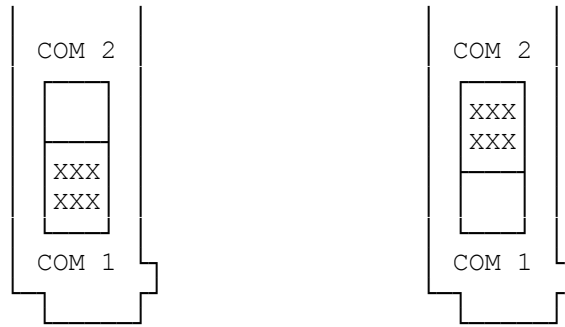
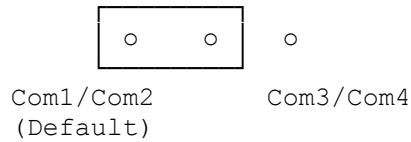


The switch on the back of your modem sets your modem to operate on either Com1 or Com2. If you do not have another serial device, such as a serial mouse or printer, set the modem to Com1. Otherwise, set the modem to be different than the other serial device.

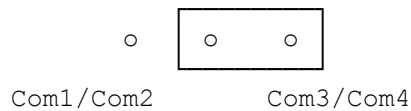


Com Port Settings

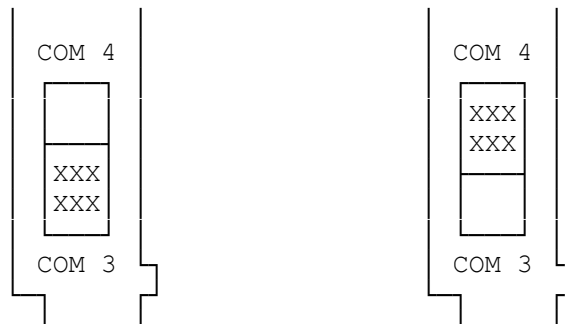
There is also a jumper on the board that will allow the modem to be configured as Com3 or Com4. The jumper is labeled as shown below:



Changing the jumper will change the function of the switch. Thus, if the jumper is:



The switch settings become:



Com Port Settings